

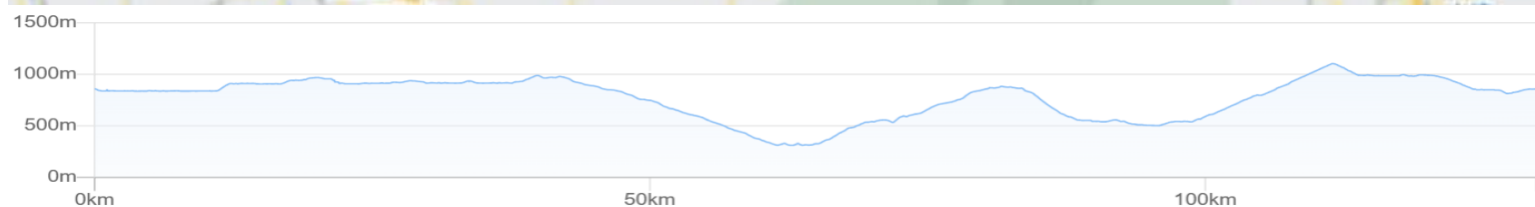
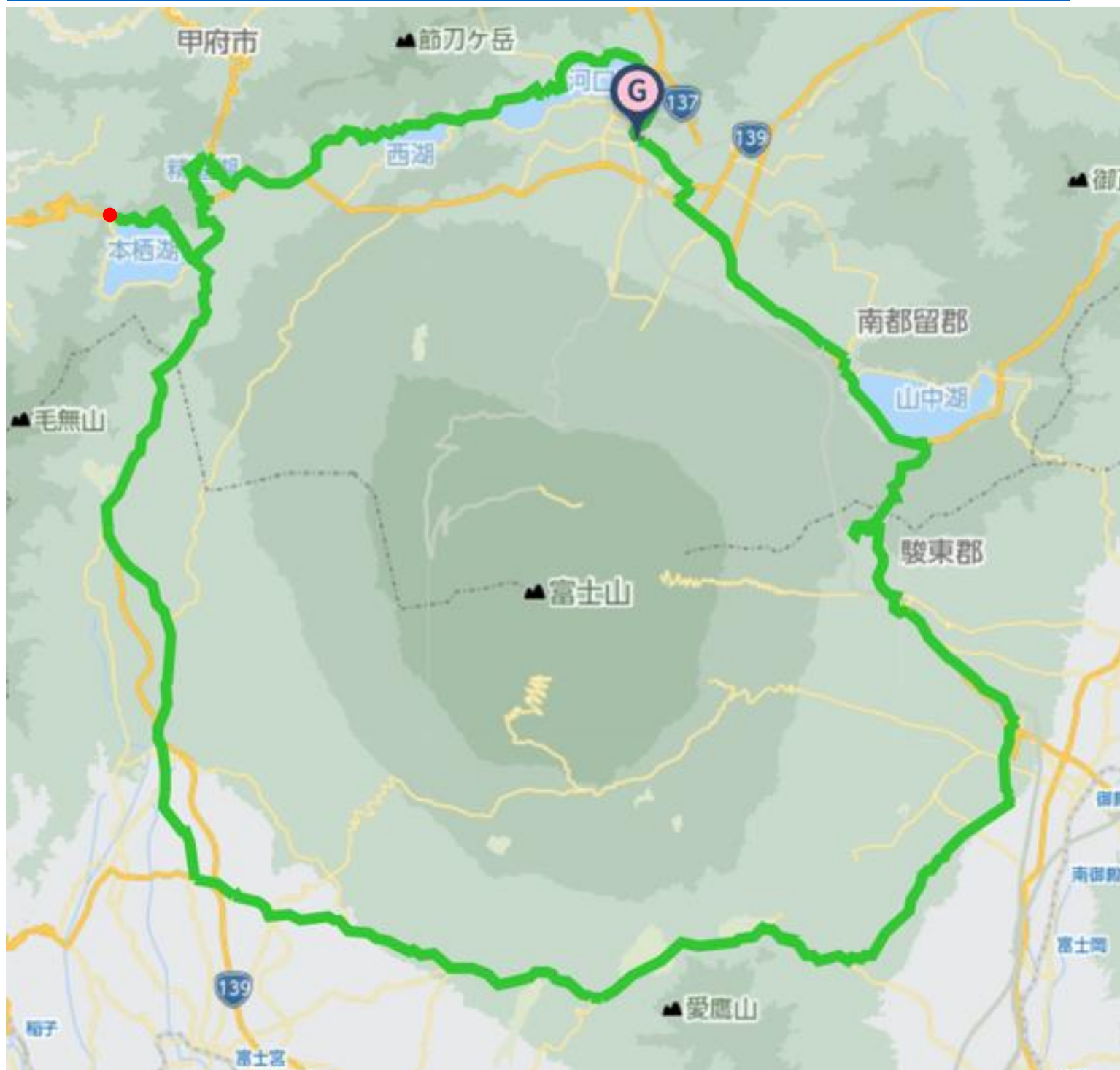
JTO NEW YEAR DIAMOND FUJI ROUND BICYCLE JOURNEY 2025

2025 JANUARY 4th(Sat)~5th(Sun) 2days

TotalDistance:131km ElevationGained:1841m

4th January Yamanashi Sunrise at 6:56分 Diamonf Fuji at 8:02 & 15:40 Sunset at 16:45

<https://www.navitime.co.jp/coursebuilder/course/98ea38454b4f44efb8d8cd080a728084>



We go around the foot of Mt. Fuji at sunrise and sunset, Diamond Fuji, and the spectacular view of the foot of the mountain.

Lake Kawaguchiko → Lake Saiko → Lake Shojinko → Lake Motosuko → Ryujinike → Tanukiko → Jyurigi plateau → Subashiri → Lake Yamanako → Lake Kawaguchiko

- ① 4th(Sat) Lake Kawaguchiko → Lake Saiko → Lake Shojinko → Lake Motosuko 34km + 297m
- ② 5th(Sun) Motosuko → Ryujinike → Tanukiko → Jyurigi plateau → Subashiri → Lake Yamanako → Lake Kawaguchiko 97km + 1544m

Meeting at 4th(Sat) 13:30 Kawaguchiko Station-inn hotel Start at 14:00
 Yamanashi-pref Minamitsuru-district Kawaguchiko-cho Funatsu 3639-12
 TEL: 0555-72-0015 Before departure, we will provide an itinerary explanation and briefing.



Lunch recommended before meeting(Kawaguchiko St.) Hotofudo Fuji Tenpura Idaten Tetsuyaki Shaw's Sushi Bar & Dining
 ※The lunch restaurant may be closed due to New Year holidays.



Buying support foods Seven-Eleven Kawaguchikoekimae(24h) Lawson Kawaguchikoekimae(24h) Supermarket Takadaya(9~20)
 Sightseeing Recommend(Please make advance requests for sightseeing in the morning, etc.)

Lake Kawaguchiko Rope way Kawaguchiko cruising Kubota Ittiku Japanese clothes museum Mt. Misakamichi pass house

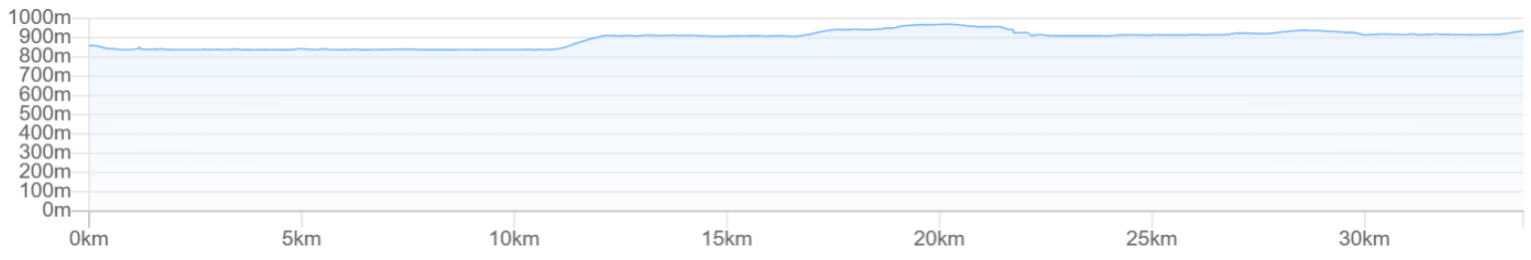


Kawaguchiko Music & Forrest Museum Tour Station kawaguchiko base Street Station Katsuyama Iyashinosato Nenba



1st-Day Lake Kawaguchiko→Lake Saiko→Lake Shojinko→Lake Motosuko 34km+297m

<https://www.navitime.co.jp/coursebuilder/course/cc7e81ef208e4a1fae60b51b00a80518>



Estimated transit time 14:30 6km-point Kawaguchiko Oishi park
 15:00 16km-point Saiko rest-house
 15:30 23km-point Shojinko: New-Akaike restaurant



16 O'clock over Motosuko Hirokoan Central rodge(34km)

Motosuko lake thouthand-bill Mt.Fuji view point(20-minutes mountain cave walk from Stay. If you would like to watch the sunset in the evening, please make a request in advance)



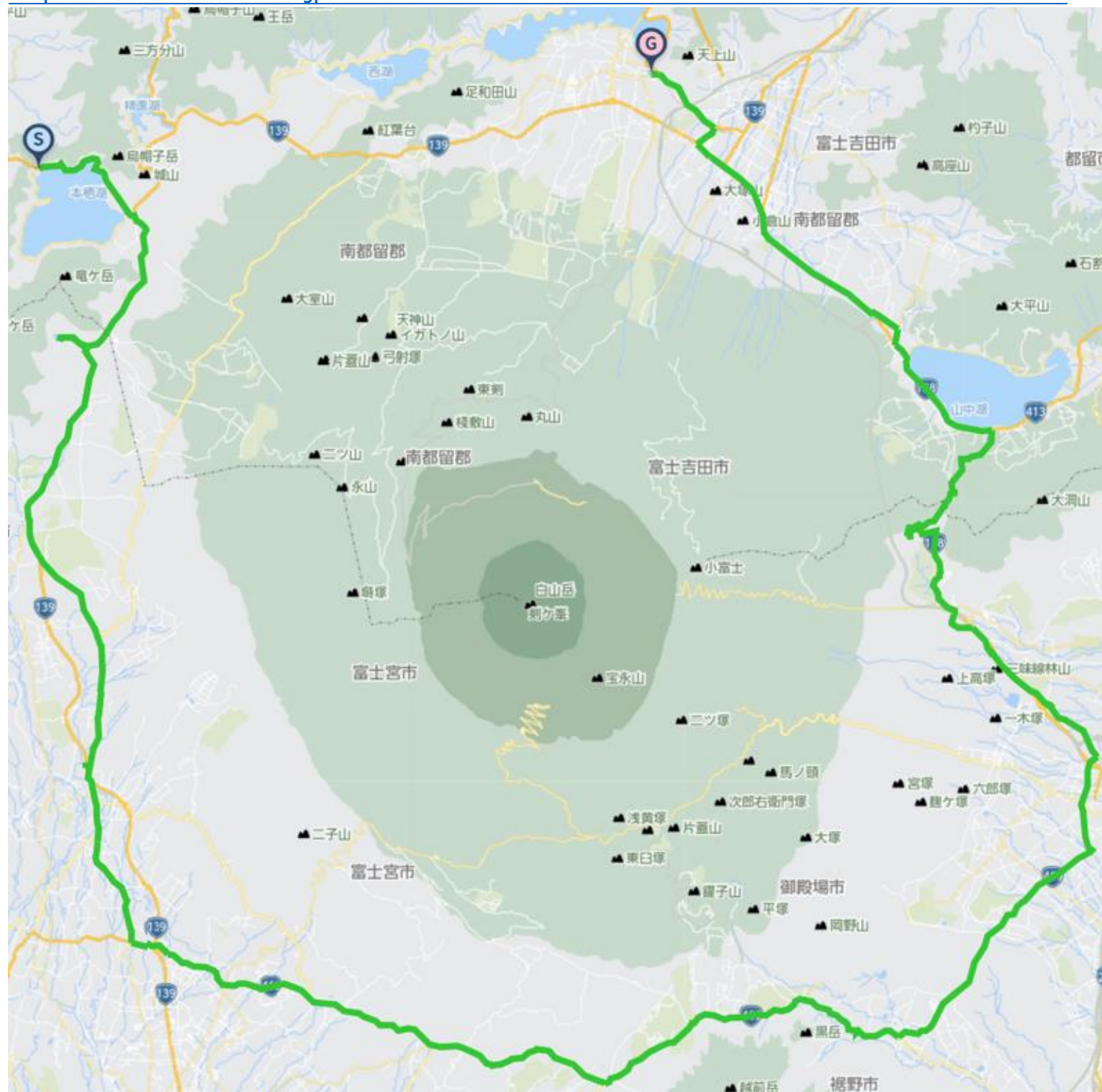
Stay in Motosuko Hirokoan Central rodge Yamanashi-pref Minamikoma-district Minobu-cho Nakanokura2926 TEL:0556-38-0117



Another stay recommend Vila Motosu Resore pension Motosu Public move recommend Fujikyū-bus 17:38→18:25

2nd-Day Motosuko→Ryujinike→Tanukiko→Jyurigi plateau→Subashiri→Lake Yamanako→
 Lake Kawaguchiko 97km+1544m

<https://www.navitime.co.jp/coursebuilder/course/bc847fc1e0364a24b8bc6d1eb38dd855>




7:00 Sunrise viewing from Motosuko Hirokoan Central ridge ~ Motosuko Riverside Start riding
 The standard sunrise time on the plains is 6:56, but depending on the height of the mountain and how the morning mist spreads, the sunrise on site will be between 7:00 to 7:20.

8:02 7km-point Gain:89m R139•Near Motosuko-lake ResortRyujinike Viewing Diamond-Fuji Sunrise
 ※Admission fee for viewing W-Diamond Fuji from Ryujinike from Fuji Motosuko Resort Ryujinike will be charged , please ask in advance.

10:00 20kmPoint Gain113m Fujinomiya-city Sightseeing: Tanukiko-lake Shiraito-fall
 12時 54kmPoint Gain771m Susono-city Suyama-area
 15時 80kmPoint Gain1420m Yamanaka-lake Asahigaoka
 15時33分 85kmPoint Gain1430m Follower city park Harimomi-forrest Diamond Fuji Viewing Sunset
 16時45分 97kmPoint Gain1515m Kawaguchi-lake Viewing Sunset
 17時 Finish bicycle riding Tour end Bath recommend Kawaguchiko Station-inn hotel big spa

「8:02 Lake Motosuko resort Ryujinike Diamond-Fuji Sunrize」～「15:45 Flower city park Diamond Fuji Sunset」



Lunch Susono-city Suyama-area(54km) Susono Suyama Kyozanpo soba Chutyan mutton grill
 ※The lunch restaurant may be closed due to New Year holidays. Prior investigation required



Supply StreetStationAsagirikogen(8:00～) FamilyMartSusonoSuyama Subashiri Seven Eleven Yamanako inter



Sightseeing recommend Lake tanukiko Shiraito fall Jyurigi plateau Lake Yamanako



Around 17 o'clock Kawaguchiko station Ride finish goal (Sunshine time: 6:56~16:49)

Spa&Bath recommend Kawaguchiko station inn hotel(finish point)



Bicycle public move recommend Fujikyū mobility bus

: Fuji Safari park to Gotenba station to Street shop Subashiri to Yamanakako-lake to Kawaguchiko-lake

Move to home back recommend Fujikyū-bus(Kawaguchiko-station to Shinjuku 3-4buses every hour last 20:15→22:00) JR-lines

In case of delayed schedule , finish at Yamanakako-lake Benifuji-spa onsen , not get back to Kawaguchiko-station

(There are buses from Yamanakako-lake to Shinjuku)

Ride Join Fee(Per full 2-days) 16,000JPY(Include Tax)

Included ride join fee : Travel attendant , Support car accompanying Support food supply(fixed limited)

※NOT INCLUDE Moving fee between your home to the starting point , food , stay , support food more than the limited , public move fee , sightseeing fee are all not included at all.

※Joining on the way , Leaving midway , traveling with one's bicycle using public transportation , you should pay the ride join fee per day for each you made application.

Max Possible Join:15-Riders Minimum Number of riders;3-Riders(Full ride join)

※Allowed partial join

Contact E-Mail Adress : soma@jtourism.jp

Please apply with the information as below.

I make estimation as the days you ride , ride fee , stay , food , public moving , sightseeing , for total costs.

Up to the formal application as below , let you show the personal information.

• The day you ride • Your name • Sex • date , month , year of birth,age • Adress • Handy phone number • E-Mailadress
• Stay and food wishes

※We reserve the stay and foods. Please give the wishes for shared room for men and women , single twin , foods.

※Joining for consecutive dates , please stay in the stays at the organizer's designated stays.

※If you stay in the near relative houses or so on , please let me know at the application.

In some case , we cannot meet your request and change the stays on designated.

• Please let me know the pre and post ride sightseeing wishes , settings.

• Possible to contact on the ride day (handy phone) & emergency contact (handy phone possible to contact to the substitute person ※Other than the person yourself)

• Experience of your biggest riding , distance(km), Elevation gained(m) implementation(Western calendar) seasen(month, spring summer fall winter) area(country , prefectures, course name)

If we judge that you do not have enough experience to participate in this project, we may decline your participation.

Rental bicycle

Possible to prepare rental road-bicycle , cross-bicycle

If you wish to have rental bicycle , please apply in advance. Request together for Tokyo cycling tour and rental cycle , the partnership ship company.

① Height(cm)②weight(kg) ③bicycle model you wish ④Helmet ⑤grab ⑥pedal (binding or flat) ⑦Bicycle receiving place

Please let me know them when apply. Sometime , it may not turn out as you wish. Prepare wears and shoes by yourself.

I estimate rental price up to the information

Implementation notification; After recruitment deadline to some days before the starting , number of riders , weather forecast , judge the implementation and contact directly to the riders.

Refund ; In case of impossible to hold the plan , we pay back Amount excluding expenses such as fees from ride participation fee.

If the participant is unable to participate due to circumstances , paid ride participation fees will not be returned.

If it becomes impossible to run due to weather or local situation judgment after the start , paid ride participation fees will not be returned.

- Take ride onto the tour recommended courses with group rides and solo freerides
- There is no competition for time. Riders work together to reach the goal. Awards will not be given based on ranking
- There will be no traffic control around the venue. Please follow the local traffic rules.
- Group rides/recommended course rides are the basics. Please notify in advance for your wish on solo free rides.
- It is also possible to switch to local wheeled transportation instead of riding due to physical condition etc.
- The support car transports unnecessary luggage while riding a bicycle , supply support food , follow finishing.
- The support car moves at the behind of the last rider, basically.
- If you ride out of the recommended course , we do not change the stay point.
- There is no support rider leading or tailgating.
- Those who can join that possible to reach their destination on their own using a smartphone, navigation system, or location search device , or possible on a group ride those who can accompany other members with cooperation.
- If there is a significant delay from the moving of other riders in the group , we will give you instructions on how to move your bicycle to the stopover point, accommodation on the day, and the goal.
- The organizer will present recommended courses in advance , but the support car will not be providing detailed guidance to riders while moving alongside them along the way.
- Bicycles, helmets, puncture kits, bike bags, clothing, cold weather gear changes, etc , please prepare what you need and bring it with you by yourself.
- Please wear brightly colored clothing such as red, yellow, and white. Never wear dark colors such as black or navy blue. We will lend you a red jacket if necessary.
- You are responsible for your own bicycle maintenance and repairs. Please prepare your own spare tubes, maintenance tools, etc.
- standing air pumps and tool boxes will be carried in the support car.
- Please carry a lightweight soft bicycle bag. Carry it with you while riding, so you can move around while riding.
- Depending on where you are staying, bicycle bags may also be used to store your bicycle inside the hotel. Please be sure to carry
- If you wish to store your bicycle in the accommodation , please help us store it in a bicycle bag when you enter the stay and bring it into the building.
- Hard and semi-soft large cases compatible with airplane rides cannot be transported on the road by the support car.
- If you are joining with a large wheeled device with a hard case or semi-soft case that is compatible with airplane wheeling, after refilling the soft bicycle bag , check-in at the departure/arrival airport and advance transportation to the planned goal point are required.
- Please purchase your own travel insurance and bicycle insurance. Please purchase bicycle insurance with a personal liability amount of 200 million yen or more.
- Please bring your insurance card with you when participating. We check your carry-on the insurance before departure.
- We eat lunch around noon at the same near restaurant in the same area as possible, depending on the progress of the tour group.
- Lunch, dinner, breakfast, and bathing fees are not included in the ride join fee.

- Support food is also dependent on paid donations from past participants. When you use it, please donate to volunteers or goods.
- Toll road usage fees, sightseeing fees, and travel expenses are not included in the ride participation fee.
- Routes and expenses occurred for group transportation will be decided on-site after discussion, taking into account terrain, weather and progress.
- Transportation costs from your home to the meeting/dissolution location and use of public transportation midway are not included.
- To maintain your health and maintain hygiene, please take a bath, shower, and change of clothes before using public transportation after your ride before going back to your home.
- To avoid inclement weather or traveling in the dark after sunset, we may ask you to turn back, take a shortcut, or take a bicycle onto train move from a station along the way.
- Participants are responsible for safety, course management, bicycle maintenance, cold/heat resistant clothing, measures to prevent bicycle stolen, etc.
- If we decide that you cannot participate safely at your own risk, if you are causing a significant nuisance to other participants, or if you are unable to follow the instructions of the staff, you will be asked to leave the venue even midway through.
- Please note that the participation fee will not be refunded under any circumstances.
- Sightseeing recommendations: If you arrive early and have time, please go sightseeing on your own.
- If you have a request for sightseeing in advance, we will take time in advance and provide support, such as temporarily taking over your bicycle.
- If you consult with us in advance, we will be able to arrange and provide on-site guidance regarding recommended tours for the day before and after ride.

Accommodation, dinner and breakfast

- This is a ride tour in which the organizer decides in advance which lodgings to stay at and travels from one inn to another to sightseeing spots and famous places.
- Accommodation fees are not included in the ride participation fee. It will be included in the cost estimate as a necessary expense at the time of application.
- Recommended accommodation, dinner and breakfast will be arranged by the organizer. Subject to change.
- If you wish to arrange your own accommodation for the previous or subsequent nights, please let us know your reservations after decide.
- As much as possible, we prepare at lodging locations bicycle storage in or near the hotel, a large hot spring bath, yukata, dinner and breakfast, a sleeping room, and a power source.
- We eat dinner and breakfast generally as a group at or near our stay, but, if you wish to eat food outside the stay, please contact us in advance..
- If you have dinner, breakfast, or bathing buying outside the building, we will not provide transportation by support car and not accompany. Please move on your own by walking or using public transportation.
- Each day, luggage will be loaded into the support car and the start will be from the meeting point at designated accommodation. Please come to the meeting point by the departure time
- The meeting departure time is basically 7:30 am every morning, but it changes depending on the breakfast service time and driving distance, and will be decided locally.

=====
 Dealing BS Travel Service Co., Ltd
 Japan Tourism Agency Registered Travel Agent (No. 347) Regular member of the Japan Association of Travel

Planning by
 Japan Tourism Organization General Incorporated Association
 Representative Director Mikihiro Soma
 Kyowa-bld 2F, 3-2-7, Shimbashi, Minato-ku, Tokyo, 105-0004, Japan
 Inside BS Travel Service Co., Ltd
 Mobile 090-4568-1444
 E-Mail soma@jtourism.jp Home-Page <http://jtourism.jp/>

=====