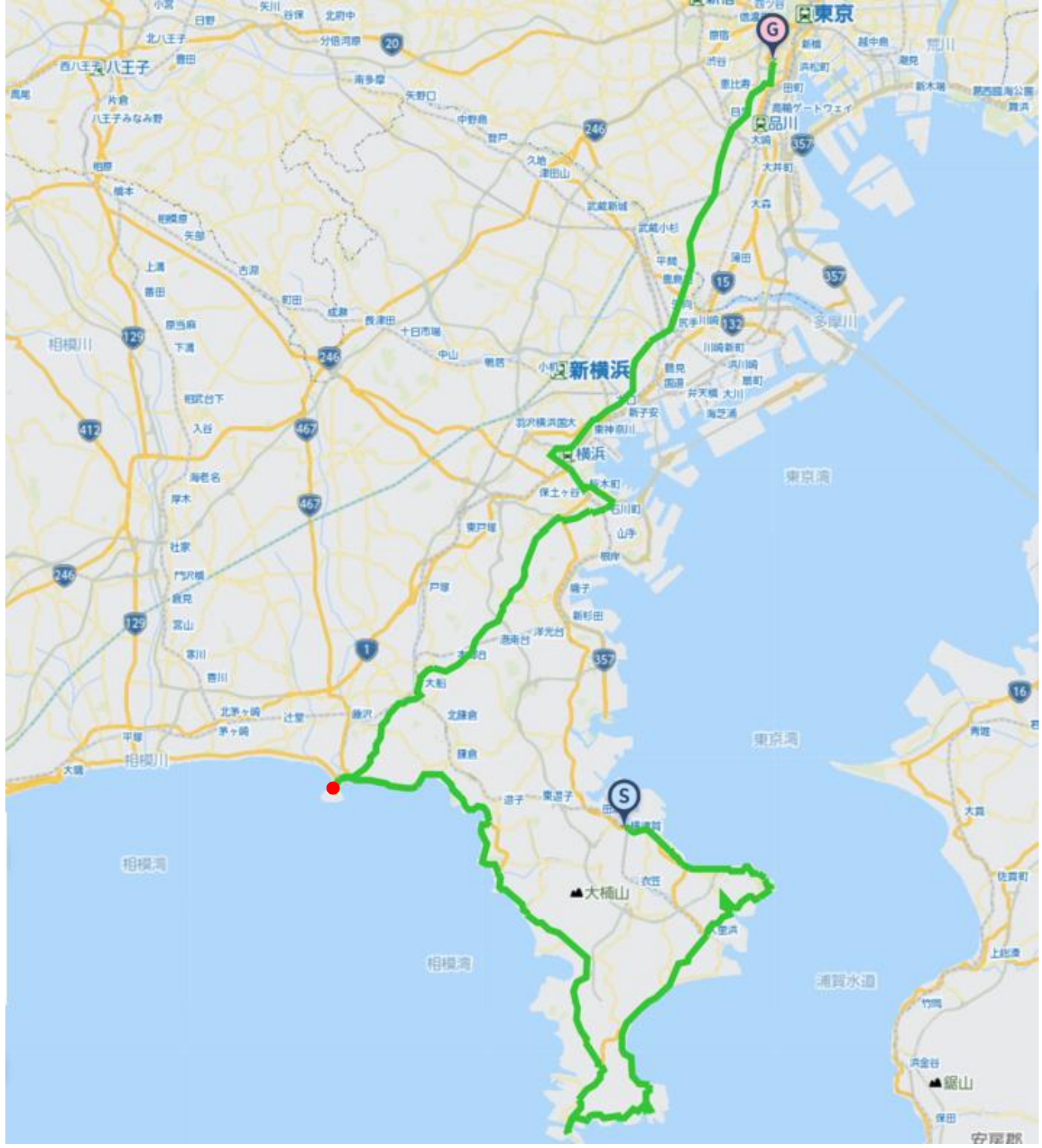
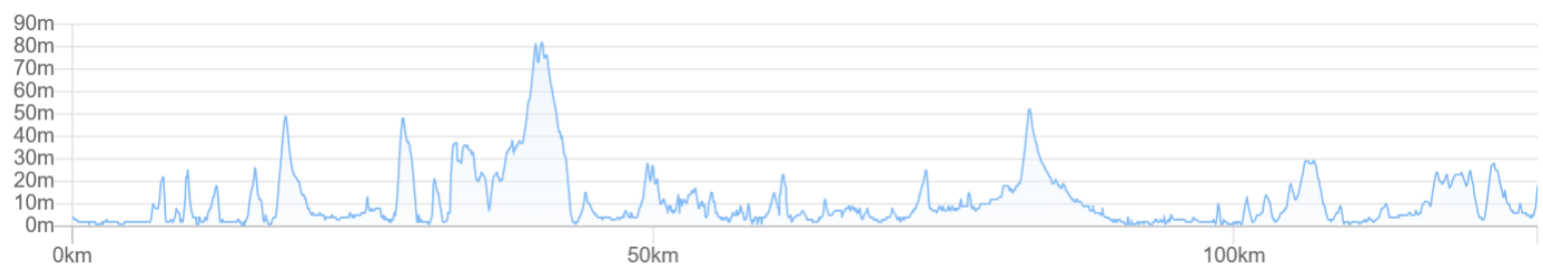


# **JTO** Miura peninsula & Enoshima Island & Tokyo Tower New Year Sunshine Spectacular view Bicycle Walk Journey 2025 JANUARY 7th(Tue)~8th(Wed) 2days TotalDistance:130km ElevationGained:1079m

<https://www.navitime.co.jp/coursebuilder/course/f0247a1dd1ca4870904144c108f63e31>





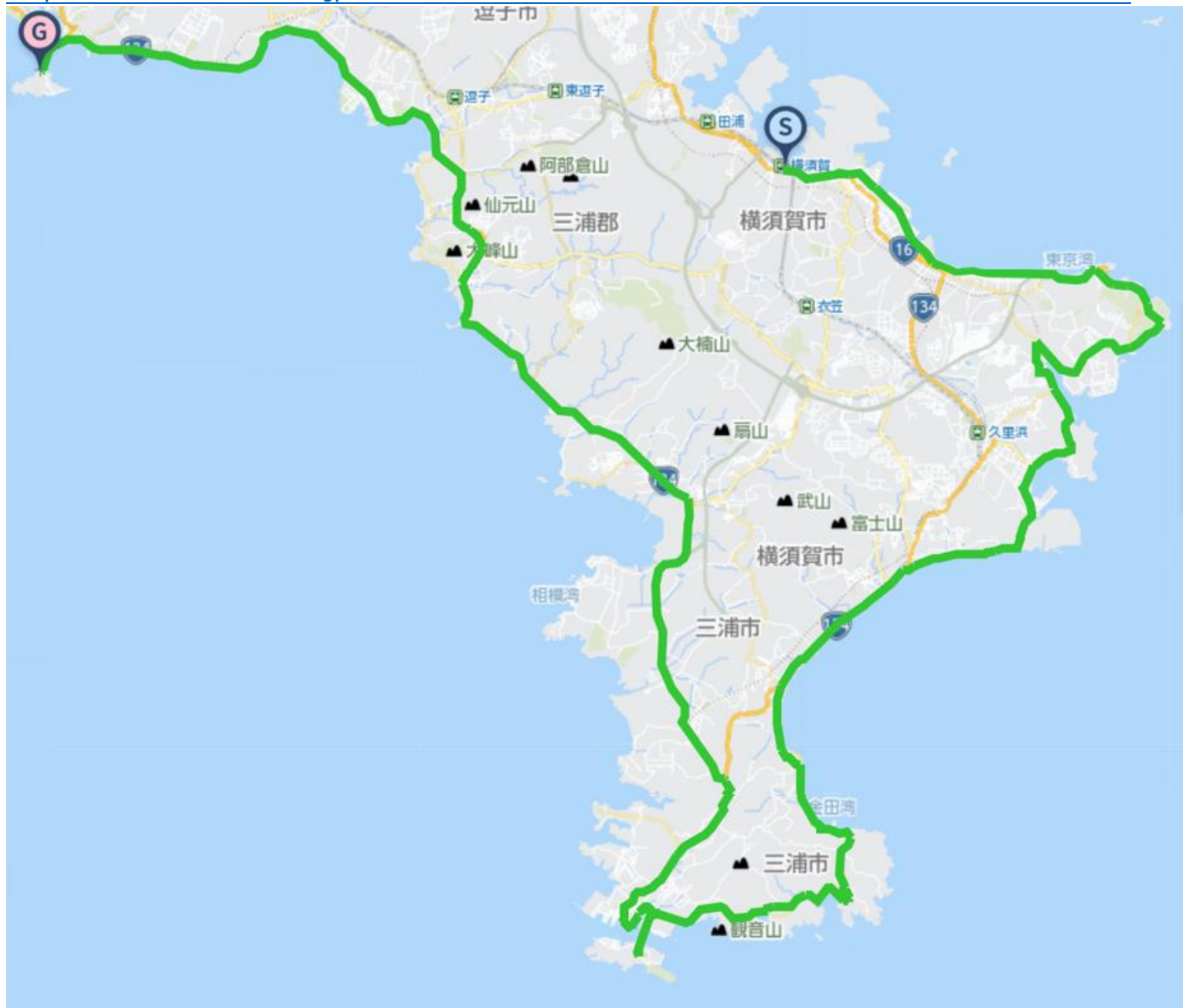
① 7(Tue) Yokosuka→Jogashima→Enoshima 73km+757m

② 8(Wed) Enoshima→Yokohama China Town→Tokyo Tower 57km+322m

2025 January 7th Tokyo Sunrise at 6:51 Sunset at 16:43


1st Day JRYokosuka station~Miura peninsula~Enoshima 73km+757m

<https://www.navitime.co.jp/coursebuilder/course/bd208da6086b4520880ff03f138b80ed>





Pre stay recommend Hotel harbor Yokosuka 〒238-0042 Kanagawa-pref Yokosuka-city Shioirimachi2-7 046-822-0001 (Breakfast6:30~)



Meeting at 7th(Tue)7:50 JR Yokosuka Station VERNY Commemorative Museum  
 Kanagawa-pref Yokosuka-city Higashiitsumicho 1-1 TEL:046-824-1800  
 Before departure, we will provide an itinerary explanation and briefing.

Estimated transit time 8:30 Start from Yokosuka Group ride to Enoshima  
 9:30 15km point Kurihama-port ~ 11:30 38km point Jogashima Islan  
 14:00 58km point Tateishi park ~ 16:00 75km point Enoshima Island sightseeing(Sunset at 16:43)  
 Lunch recommend: Jogashima island(38km) Kanea Hamadaya Nakamuraya 梶ノ亭



Sightseeing recommend Kannonzaki light house Uraga ferry boat Kurihama port Mt.Fuji from Jogashima big bridge



Jogashima island Arasaki park Chogasaki cape Sukanagosso farmers center



Kamakura great statue of Buddha Inamuragasaki park Enoshima train Enoshima aquarium(close at 17:00)



Sunset view: Enoshima island Sunset time16:49 Each one arriving at stay Ebisuya~Bicycle setting. Watch for free & Night view.  
 Enoshima sightseeing recommend(evening) Seacandle·Samuel Cocking (9~20) Escalators(8:50~20:05)







Outside stay dinner recommend Kaisaku Tobiccho



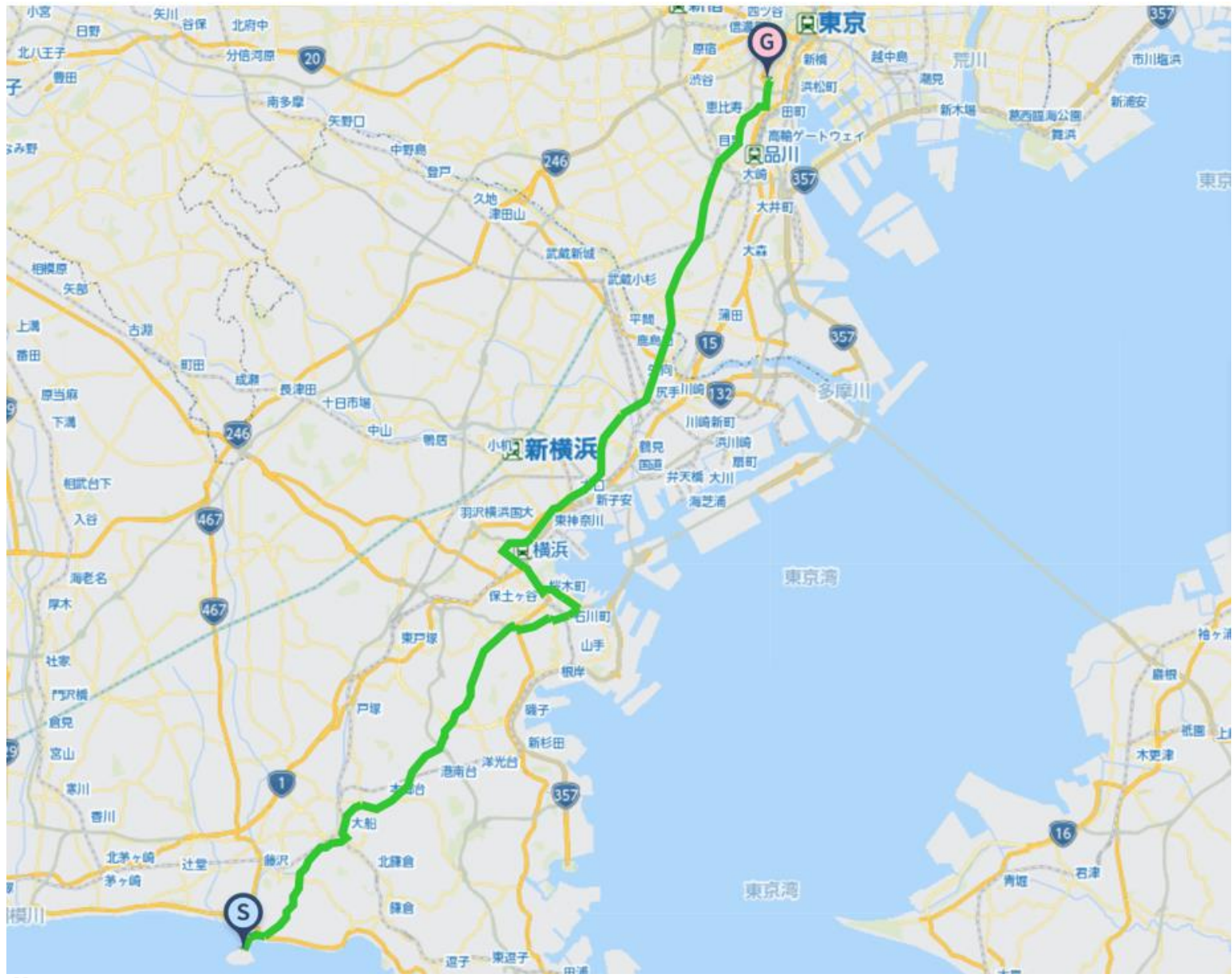
Other stay recommend Enoshima hotel Enoshima island spa Jyusuke Spa recommend: Enoshima island spa





# 2nd Day Enoshima~Yokohama china town~Tokyo tower 57km+322m

<https://www.navitime.co.jp/coursebuilder/course/9fc296afdb7f43c58c947aecdd312ea6>



Sunrise from sea : Enoshima pleasure boat(Chotto beach marina Enoshima) Pre-registration for applicants , Judge by weather forecast  
 Early in the morning , before breakfast , chartered pleasure boat and watch the view of sunrise and red colored Mt.Fuji



Free time until 10:00 Enoshima free walking or join guide tour. If you wish to join guide tour , the staff will take Enoshima guide.  
 Enoshima sightseeing recommend(Morning) Enoshima shrine Chigobabuchi stone seaside Enoshima Iwaya cave(9to16)  
 Bentenmaru cruise(Irregular operations)





Estimated transit time 10:30 Enoshima Ebisuya Start on Group ride to Tokyo Tower  
 11:00 8km point Ofuna-station ~ 12:00:25km point Yokohama China town Lunch 13:30 start from Yokohama China town  
 15:00 43km point Tamagawa-river big bridge ~ 16:00 57km point around Zojoji-temple and up to Tokyo Tower(Wishes)  
 16:49 From Tokyo Tower viewing the Magic hour sunset

Lunch Yokohama China town(25km) Daichinro 大珍楼 Kinmanro 萬金楼 Renkoen 蓮香園 Shumien 秀味園



Yokohamaahito 横濱人(Japanese) Jag cafe (Western) Yokohama Motomachi de YakinikuDOURAKU Café la Poem(Italan)




Sightseeing recommend Ofuna buddist statue Yokohama China town Yamashita park Sojiji buddist temple



Tamagawa river big bridge Ikegami Honmonji buddist temple Jojoji Buddist temple Tokyo Tower



Tokyo Tower around view from magic hour sunset from theview floor



Bathing recommend :Minato-ku Fureai no yu(1km from Tokyo Tower)





Dinner Recommend : Bistro Roven Shiba-park 3-minutes walking from Minato-ku Fureai no yu



Post stay recommend : Kasuga ryokan Traditional Japanese stay



## Ride Join Fee(Per full 2-days) 11,000JPY(Include Tax)

Included ride join fee : Travel attendant , Support car accompanying Support food supply(fixed limited)

※NOT INCLUDE Moving fee between your home to the starting point , food , stay , support food more than the limited , public move fee , sightseeing fee are all not included at all.

※Joining on the way , Leaving midway , traveling with one's bicycle using public transportation , you should pay the ride join fee per day for each you made application.

Max Possible Join:15-Riders Minimum Number of riders;3-Riders(Full ride join)

※Allowed partial join

Contact E-Mail Adress : [soma@jtourism.jp](mailto:soma@jtourism.jp)

Please apply with the information as below.

I make estimation as the days you ride , ride fee , stay , food , public moving , sightseeing , for total costs.

Up to the formal application as below , let you show the personal information.

- The day you ride • Your name • Sex • date , month , year of birth,age • Adress • Handy phone number • E-Mailadress
- Stay and food wishes

※We reserve the stay and foods. Please give the wishes for shared room for men and women , single twin , foods.

※Joining for consecutive dates , please stay in the stays at the organizer's designated stays.

※If you stay in the near relative houses or so on , please let me know at the application.

In some case , we cannot meet your request and change the stays on designated.

- Please let me know the pre and post ride sightseeing wishes , settings.
- Possible to contact on the ride day (handy phone) & emergency contact (handy phone possible to contact to the substitute person ※Other than the person yourself)
- Experience of your biggest riding , distance(km), Elevation gained(m) implementation(Western calendar) seasen(month, spring summer fall winter) area(country , prefectures, course name)

If we judge that you do not have enough experience to participate in this project, we may decline your participation.

## Rental bicycle

Possible to prepare rental road-bicycle , cross-bicycle

If you wish to have rental bicycle , please apply in advance. Request together for Tokyo cycling tour and rental cycle , the partnership ship company.

① Height(cm)②weight(kg) ③bicycle model you wish ④Helmet⑤grab ⑥pedal (binding or flat) ⑦Bicycle receiving place  
Please let me know them when apply. Sometime , it may not turn out as you wish. Prepare wears and shoes by yourself.  
I estimate rental price up to the information

Implementation notification ;After recruitment deadline to some days before the starting , number of riders , weather forecast , judge the implementation and contact directly to the riders.

Refund ; In case of impossible to hold the plan , we pay back Amount excluding expenses such as fees from ride participation fee.

If the participant is unable to participate due to circumstances , paid ride participation fees will not be returned.

If it becomes impossible to run due to weather or local situation judgment after the start , paid ride participation fees will not be returned.

- Take ride onto the tour recommended courses with group rides and solo freerides
- There is no competition for time. Riders work together to reach the goal. Awards will not be given based on ranking
- There will be no traffic control around the venue. Please follow the local traffic rules.
- Group rides/recommended course rides are the basics. Please notify in advance for your wish on solo free rides.
- It is also possible to switch to local wheeled transportation instead of riding due to physical condition etc.
- The support car transports unnecessary luggage while riding a bicycle , supply support food , follow finishing.
- The support car moves at the behind of the last rider, basically.
- If you ride out of the recommended course , we do not change the stay point.
- There is no support rider leading or tailgating.
- Those who can join that possible to reach their destination on their own using a smartphone, navigation system, or location search device , or possible on a group ride those who can accompany other members with cooperation.
- If there is a significant delay from the moving of other riders in the group , we will give you instructions on how to move your bicycle to the stopover point, accommodation on the day, and the goal.
- The organizer will present recommended courses in advance , but the support car will not be providing detailed guidance to riders while moving alongside them along the way.
- Bicycles, helmets, puncture kits, bike bags, clothing, cold weather gear changes, etc , please prepare what you need and bring it with you by yourself.
- Please wear brightly colored clothing such as red, yellow, and white. Never wear dark colors such as black or navy blue. We will lend you a red jacket if necessary.
- You are responsible for your own bicycle maintenance and repairs. Please prepare your own spare tubes, maintenance tools, etc.
- standing air pumps and tool boxes will be carried in the support car.
- Please carry a lightweight soft bicycle bag. Carry it with you while riding, so you can move around while riding.
- Depending on where you are staying, bicycle bags may also be used to store your bicycle inside the hotel. Please be sure to carry
- If you wish to store your bicycle in the accommodation , please help us store it in a bicycle bag when you enter the stay and bring it into the building.
- Hard and semi-soft large cases compatible with airplane rides cannot be transported on the road by the support car.
- If you are joining with a large wheeled device with a hard case or semi-soft case that is compatible with airplane wheeling, after refilling the soft bicycle bag , check-in at the departure/arrival airport and advance transportation to the planned goal point are required.
- Please purchase your own travel insurance and bicycle insurance. Please purchase bicycle insurance with a personal liability amount of 200 million yen or more.
- Please bring your insurance card with you when participating. We check your carry-on the insurance before departure.
- We eat lunch around noon at the same near restaurant in the same area as possible, depending on the progress of the tour group.
- Lunch, dinner, breakfast, and bathing fees are not included in the ride join fee.
- Support food is also dependent on paid donations from past participants. When you use it, please donate to volunteers or goods.
- Toll road usage fees, sightseeing fees, and travel expenses are not included in the ride participation fee.
- Routes and expenses occurred for group transportation will be decided on-site after discussion, taking into account terrain, weather and progress.
- Transportation costs from your home to the meeting/dissolution location and use of public transportation midway are



not included.

- To maintain your health and maintain hygiene , please take a bath, shower, and change of clothes before using public transportation after your ride before going back to your home.
- To avoid inclement weather or traveling in the dark after sunset, we may ask you to turn back, take a shortcut, or take a bicycle onto train move from a station along the way.
- Participants are responsible for safety, course management, bicycle maintenance, cold/heat resistant clothing, measures to prevent bicycle stolen , etc.
- If we decide that you cannot participate safely at your own risk, if you are causing a significant nuisance to other participants, or if you are unable to follow the instructions of the staff, you will be asked to leave the venue even midway through.
- Please note that the participation fee will not be refunded under any circumstances.
- Sightseeing recommendations: If you arrive early and have time, please go sightseeing on your own.
- If you have a request for sightseeing in advance, we will take time in advance and provide support, such as temporarily taking over your bicycle.
- If you consult with us in advance, we will be able to arrange and provide on-site guidance regarding recommended tours for the day before and after ride.

#### Accommodation, dinner and breakfast

- This is a ride tour in which the organizer decides in advance which lodgings to stay at and travels from one inn to another to sightseeing spots and famous places.
- Accommodation fees are not included in the ride participation fee. It will be included in the cost estimate as a necessary expense at the time of application.
- Recommended accommodation, dinner and breakfast will be arranged by the organizer. Subject to change.
- If you wish to arrange your own accommodation for the previous or subsequent nights, please let us know your reservations after decide.
- As much as possible , we prepare at lodging locations bicycle storage in or near the hotel, a large hot spring bath, yukata, dinner and breakfast, a sleeping room, and a power source.
- We eat dinner and breakfast generally as a group at or near our stay , but , if you wish to eat food outside the stay, please contact us in advance..
- If you have dinner, breakfast, or bathing buying outside the building, we will not provide transportation by support car and not accompany. Please move on your own by walking or using public transportation.
- Each day, luggage will be loaded into the support car and the start will be from the meeting point at designated accommodation. Please come to the meeting point by the departure time
- The meeting departure time is basically 7:30 am every morning, but it changes depending on the breakfast service time and driving distance, and will be decided locally.

=====

Dealing BS Travel Service Co., Ltd  
Japan Tourism Agency Registered Travel Agent (No. 347) Regular member of the Japan Association of Travel

Planning by  
Japan Tourism Organization General Incorporated Association  
Representative Director Mikihiro Soma  
Kyowa-bld 2F , 3-2-7, Shimbashi, Minato-ku, Tokyo, 105-0004, Japan  
Inside BS Travel Service Co., Ltd  
Mobile 090-4568-1444  
E-Mail [soma@jtourism.jp](mailto:soma@jtourism.jp) Home-Page <http://jtourism.jp/>

=====