

JTO Goto islands bicycle journey

Goto islands Fukue~Wakamatsu~Nakadori islands round bicycle journey
2025 October 17th(Fri)~October 19th(Sun) 3Days



Goto islands seaside ride Distance 272km + Total Gain 5330m

- ① 17th(Fri) Fukue island round 105km + 1781m
- ② 18th(Sat) Wakamatsu round & Nakadori west 101km + 2055m
- ③ 19th(Sun) Nakadori west 66km + 1494m

Nagasaki October 17th Sunrise at 6:26 Sunset at 17:46

Access example ※Possible to change timetable

Recommend airplane A Haneda airport 8:00 → Fukuoka airport 9:55/11:40 → Goto Fukue airport 12:25

Airplane B Haneda airport 14:00 → Fukuoka 15:50/16:45 → Goto Fukue airport 17:30


•If you want to send your bicycle, we accept bicycle at local Goto Campana hotel by arriving the previous day.

Goto Fukue airport inside lunch recommend : KAMERIA (Goto udon noodle)

Pre stay:16th(Thu) Goto Campana hotel 〒853-0015 Nagasaki pref Goto city Higashihamacho1-1-1 0959-72-8111 3.7km north from airport



Goto sightseeing history museum Fukue Samurai residence street home Dosaki cathedral Christian Museum Onidake observatory



Kugashima island vertical across(Tanoura port ⇄Warabi) Solo way 9.3km+190m If you wish to go let know in advance.

Fukue port⇄Kuga island Tanoura :Kuguchi ferry Hisaka & Seagull 5 ships each day <https://www.kiguchi-kisen.jp/contents/timetable/>

Sightseeing center(Lunch need reservation) Kugashima houses Catholic Hamawaki church Origami observatory Kugashima hidden Christians museum



Pre stay meal recommend Fukue port Seasonary rtaste YAKKO Konne Konne Gomatsuya Sagar・Shinsei



Tora sushi Fukue Sushi zen Kumanosato



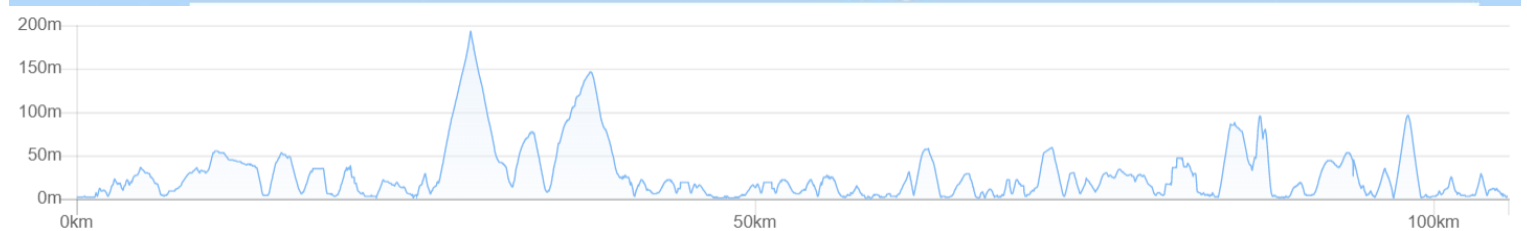
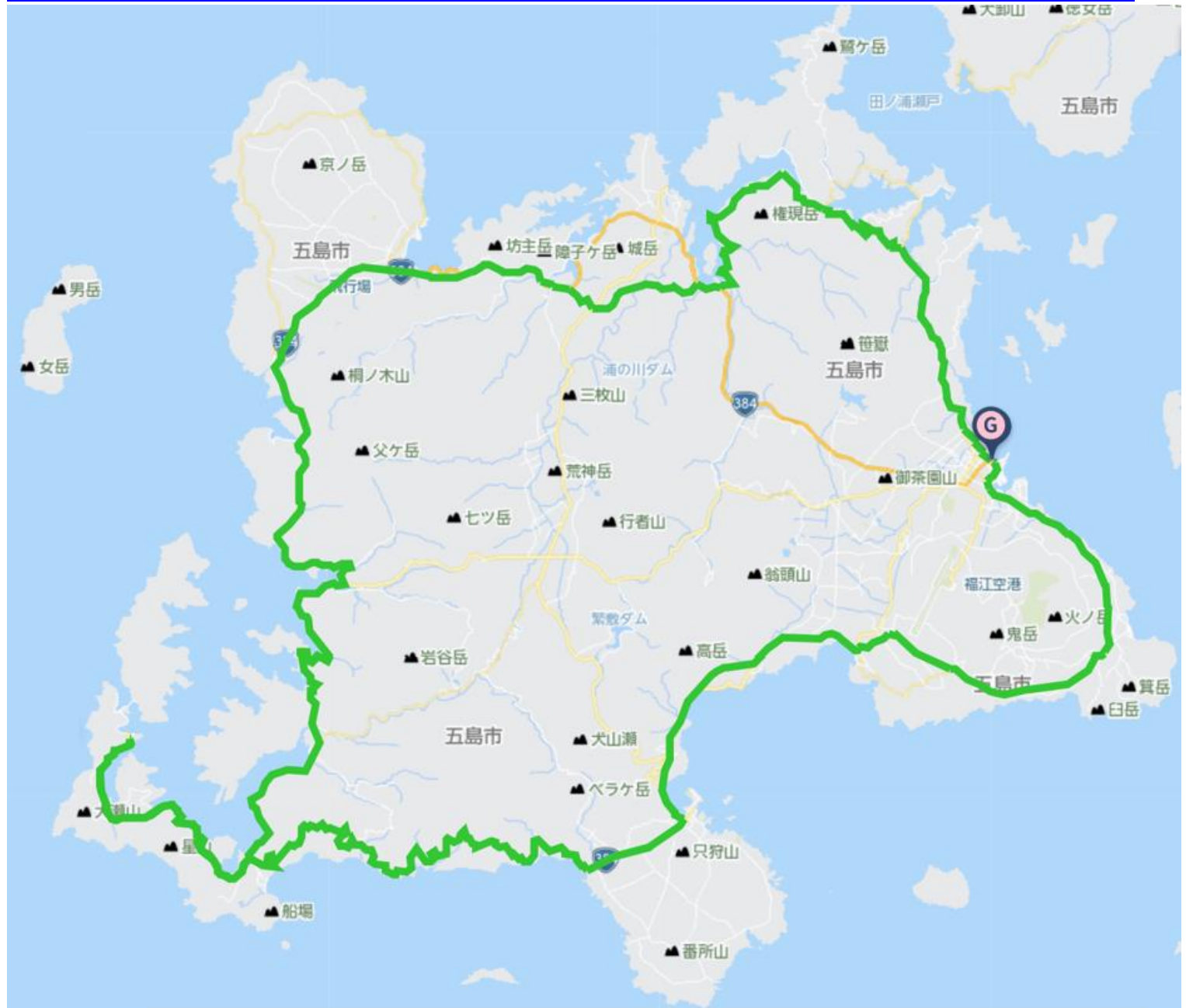
Mochizuki Goshiki Beef pork horse chicken Ridor



1st October 17th(Fri) Meet at 8:00 Goto Campana Hotel

Fukue island round 105km+1781m

<https://www.navitime.co.jp/coursebuilder/course/9ad14f9f76854ead884a2af36a3c1c87>



Public move recommend Goto bus Each place→Fukue port moving

Nishikoura(47km)14:45→16:16 Arakawabashi(68km)16:25→17:27

Mitsuiraku(80km)16:30→17:22 Toki(96km) 15:39→16:02、18:02→18:26

Lunch Tsubaki tea house(16km Need reservation) Osezaki Fukue west(49km~57km) Chochinya New Pandora Sansan



Mitsuiraku Togarashi(67km) Noguchi(80km) Envoy to Tang China Dynasty home museum·Product store(85km)



Sightseeing Lava seaside Osezaki lighthouse Osezaki criff Catholic Ijiura church



Arakawa spa onsen foot bath Kurosezaki lighthouse Sagajima island Tohama beach



Fuchinomoto Catholic graves Catholic Mizunoura church Dosaki cathedral Fukue(Ishida)Castle ruin



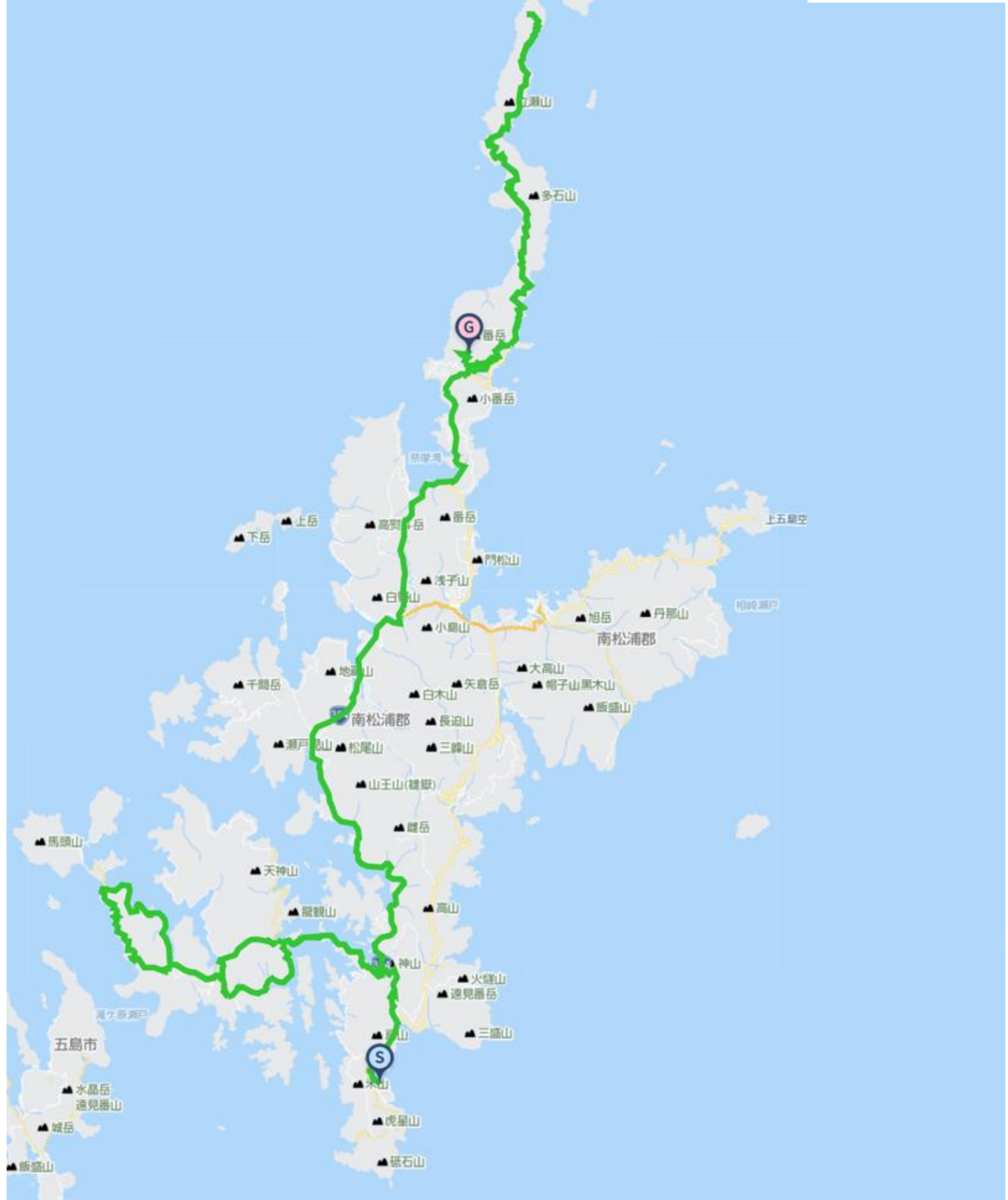
Stay: Goto Campana hotel 〒853-0015 Nagasaki pref Goto city Higashihamacho1-1-1 0959-72-8111 400m from Fukue port



Other stay Tsubaki hotel Mikuni Kaminoya Nakamotoso Downtown Hana Possible dinner outside around Fukue port. Let know advance
2nd October 18th(Sat) Morning Fukue island → Nakadori island Move by ferry Kyushu Shosen
Fkue port 8:05 → Nakadori island Naruo port 9:05 Possible to take support car and bicycle



<https://www.navitime.co.jp/coursebuilder/course/c3184491fe584e218bd75300e6bf966d>



Lunch Wakamatsu island(34km) Kappo YU Wakamatsu Seto Cruising dining Ebiya(Need Reservation) Oura church Koha



Kamigoshima town office around(55km) restaurant umigoto Sushi Toku Takuan Ichiban



Sightseeing Catholic Kiri Church Ryukanzan mt. observatory Shionokaoru park Catholic Matenoura church



Mikkanoura rest area Catholic Daiso church Catholic Aosagaura church Catholic Reisui church



Yagatame park observatory Catholic Efukuro church Catholic Nakachi church Tsuwazaki lighthouse



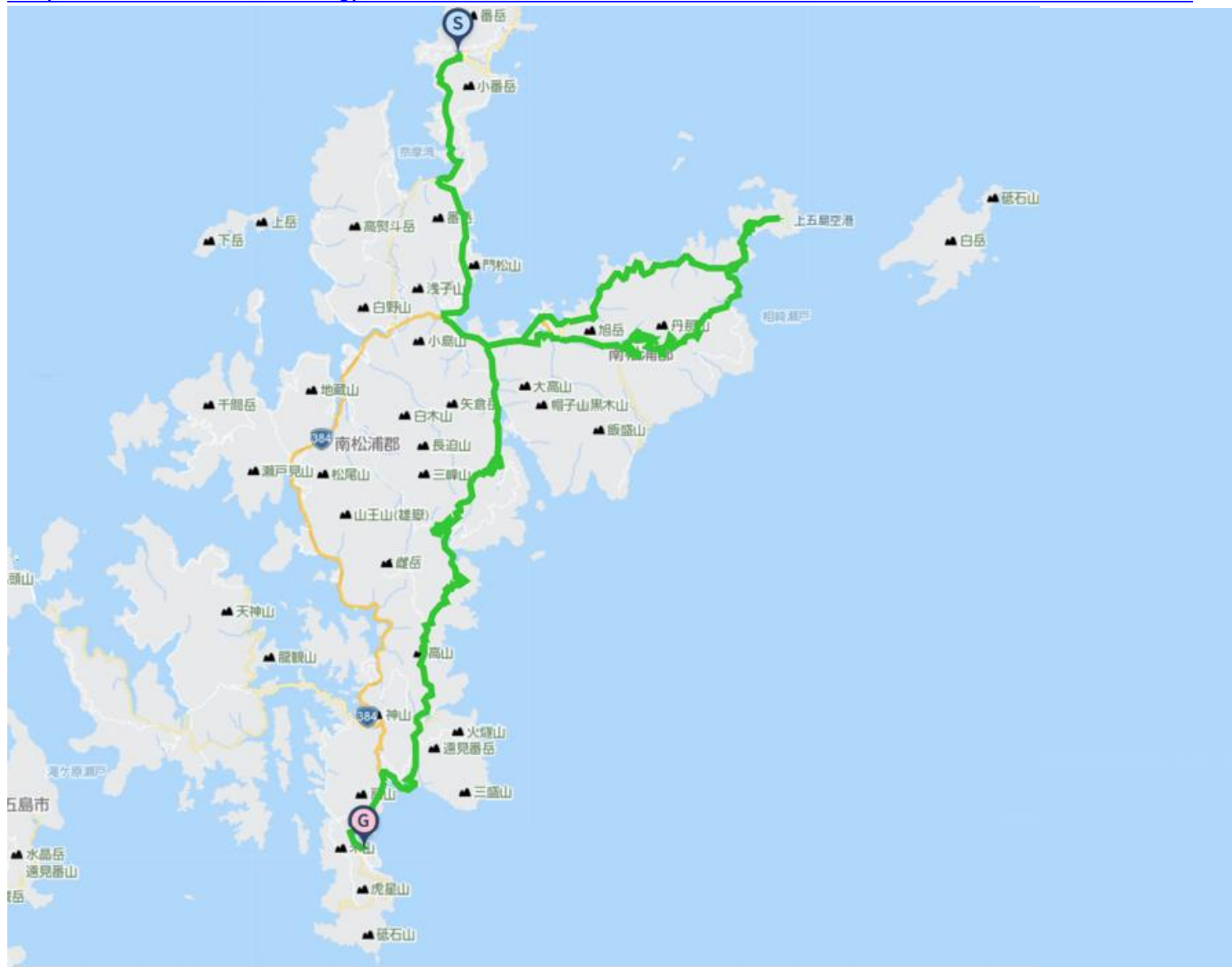
Stay Goto islands Resort hotel Margelita 〒857-4601 Shin Goshima town Kogushigo1074 0959-55-3103



Other stay recommend Izumiya Yagatame Outside dinner: Sushi Shima Public move: Saihi bus Narao→Aokata→Tachikushi•Sone church

3rd 19th(Sun) Nakadori island East 66km+1494m

<https://www.navitime.co.jp/coursebuilder/course/ac2d2fbc2385498bab0fc9c8e2759bde>



Lunch Arikawa port(12km 41km) Iroha sushi Ajisai Bistro Gashugashu Kamometei



Udon teahouse Yumenzanmai Hama dining Tana cafe Matsunoya



Narao port(66km) Goto islands Resort hotel Margelita Narao Lunch restaurant Sea and sky crossing




Goto udon noodle Narao Dying café KiTA Kaisei dining Kotobuki sushi(17:00~)



Sightseeing Kaido shrine Zugashima cathedral·houses Kamigoshima airport ·Rokuro island Sakamoto Ryuma park




Tannayama mt observatory Hifumi fall Old Tainoura church Rozan fall



Catholic Fukumi church Narao shrine Yoneyama observatory Christian cave



Bath·post stay(Narao) Goto islands Resort hotel Margelita Narao Public move Sone church→Aokata →Narao



Move Narao port →Fukue port Kyushu shosen ferry 15:15分→16:20 Jet foil 17:45→18:15

※Support car takes 15:15 starting ferry~at Fukue airport rent back support car. Post jet foil takes finish at Narao port.

Fukue port~Goshima fukue airport 4km move by bicycle taking or taxi or local bus

「Goto local bus」17:25starting, 17:45starting recommend. Need 15 minutes



Dinner Fukue port Umatei Mitsuiraku fisher mackerel sushi Hamaguchi sea product tempura Fukue airport CAMERIA



Airplane recommend Fukue airport18:00→Fukuoka airport18:45・19:55→Haneda airport21:40分

Tour support is until Narao port.The support car will take Narao port→Fukue port Kyushu shosen ferry and Goshima Fukue airport.

Narao port(15:15)→Fukue port(16:20)→Nagasaki port(20:20)

For post stay, Narao port Fukue port , Wakamatsu port , let know in advance.

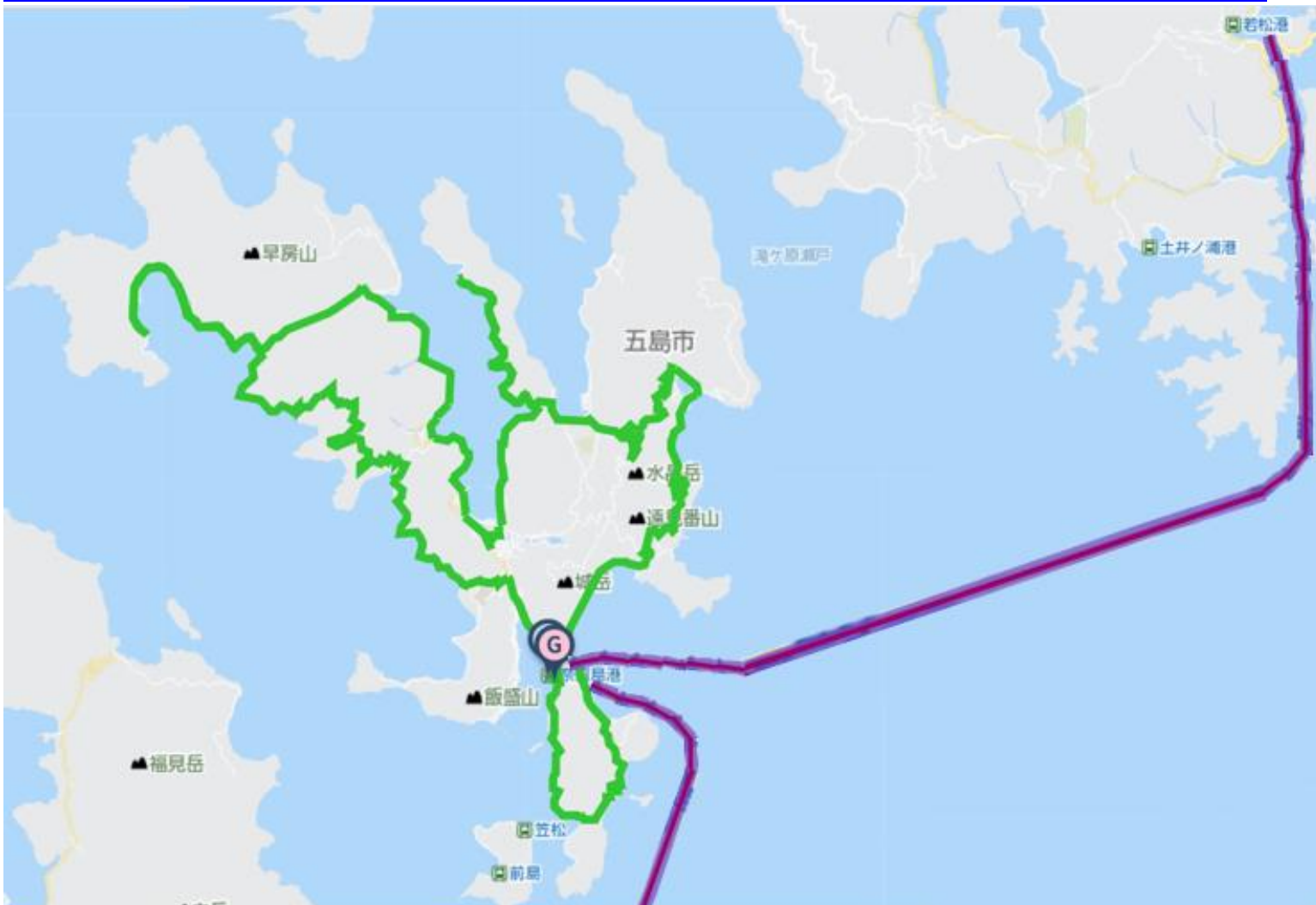
For the post sightseeing in Narushima island , stay in Wakamatsu port and move next morning. From Narao to Wakamatsu , move by yourself please.

Stay Wkamatsu port Ebiya 〒853-2301Kmigoshima town Wakamatsukyo483 TEL:0959-46-3120 (11km+200m from Narao)



October20th(Mon) Narushima round 42km+651m (Post add day)

<https://www.navitime.co.jp/coursebuilder/course/ea4786e4d31945718e2198d090156d7f>





Wakamatsu port(7:30)→Narushima port(8:40) Ferry New Taiyo(Jet foil) Impossible to take motorcar Bicycle taking OK
If you need any support in Narushima island by motorcar, let me know in advance.

※During riding in Narushima island, no need luggages is possible to ask keeping in the dining MORI. At Narushima port, there is coin rocler.

Narushima sightseeing Narushima Egami houses·Egami cathedral Okushiwan bay Ikezuka beach rock



Miyanohama beach Naru Senjojiki·Shugashima Kojima island Maeshima island Goto city Kasamatsu Arihiro memorial hall



Pre shipping bath Narushima port「Okudate ryokan」〒853-2201 Goto city Narumachiura1894 TEL:0959-64-3135

Narushinma island lunch Narushima port Mori dining Possible to ask lugguage take out meal(Need pre check) Mikanya dining



Move back recommend example ※Possible to changr Need check Narushima island→Fukue port

New Taiyo 14:20→14:50 Car ferry OCEAN 15:55→16:40

Narushima port(12:35)→Naruo port(13:25)→Nagasaki port(16:05) Kyushu shosen Ferry

Nagasaki port→Nagasaki airport Local bus move each time Need 40min Example:Ohato bus stop:16:18→Nagasaki airport 16:59 Each 20minutes starting



Dinner Nagasaki airport Sushi Shobu Hachinoya bee house LOG KIT Noodle Tsubaki Botan



Airplane Nagasaki airport→Haneda airport 18:15→20:00 19:25→21:10 20:30→22:10 21:10→22:50

Ride Join Fee(Per day) 17,000JPY(Include Tax)

Included ride join fee : Travel attendant , Support car accompanying Support food supply(fixed limited)

※NOT INCLUDE Moving fee between your home to the starting point , food , stay , support food more than the limited , public move fee , sightseeing fee are all not included at all.

※Joining on the way , Leaving midway , traveling with one's bicycle using public transportation , you should pay the ride join fee per day for each you made application.

Max Possible Join 13riders Minimum Number of riders;3-Riders(Full ride join)

※Allowed partial join

Contact E-Mail Address : soma@jtourism.jp

Please apply with the information as below.

We make estimation as the days you ride , ride fee , stay , food , public moving , sightseeing ,

for total costs.

Up to the formal application as below , let you show the personal information.

•The day you ride •Your name •Sex •date , month , year of birth,age •Adress •Handy phone number •E-Mail address

•Stay and food wishes

※We select and reserve the stay and foods. Personal arrangements are not possible by each riders.

※Please give the wishes for shared room for men and women , single , twin , foods.

※Please stay in the stays at the organizer's designated stays.

In some case , we cannot meet your request and change the stays on designated.

•Please let me know the pre and post ride sightseeing wishes , settings.

•Possible to contact on the ride day (handy phone)&emergency contact (handy phone possible to contact to the substitute person ※Other than the person riders yourself)

•Experience of your biggest riding , distance(km), Elevation gained(m)

implementation(Western calendar) season(month, spring summer fall winter)

area(country , prefectures, course name)

If we judge that you do not have enough experience to participate in this project, we may decline your participation.

Rental bicycle

Possible to prepare rental road-bicycle , cross-bicycle

If you wish to have rental bicycle , please apply in advance. Request together for Tokyo cycling tour and rental cycle , the partnership ship company.

① Height(cm)②weight(kg) ③bicycle model you wish ④Helmet ⑤grab ⑥pedal (binding or flat) ⑦Bicycle receiving place

Please let me know them when apply. Sometime , it may not turn out as you wish. Prepare wears and shoes by yourself.

I estimate rental price up to the information

Implementation notification;After recruitment deadline to some days before the starting , number of riders , weather forecast , judge the implementation and contact directly to the riders.

Refund ; In case of impossible to hold the phan , we pay back Amount excluding expenses such as fees from ride participation fee.

If the participant is unable to participate due to circumstances , paid ride participation fees will not be returned.

If it becomes impossible to run due to weather or local situation judgment after the start , paid ride participation fees

will not be returned.

- Take ride onto the tour recommended courses with group rides and solo freerides
- There is no competition for time. Riders work together to reach the goal. Awards will not be given based on ranking
- There will be no traffic control around the venue. Please follow the local traffic rules.
- Group rides/recommended course rides are the basics. Please notify in advance for your wish on solo free rides.
- It is also possible to switch to local wheeled transportation instead of riding due to physical condition etc.
- The support car transports unnecessary luggage while riding a bicycle, supply support food, follow finishing.
- The support car moves at the behind of the last rider, basically.
- If you ride out of the recommended course, we do not change the stay point.
- There is no support rider leading or tailgating.
- Those who can join that possible to reach their destination on their own using a smartphone, navigation system, or location search device, or possible on a group ride those who can accompany other members with cooperation.
- If there is a significant delay from the moving of other riders in the group, we will give you instructions on how to move your bicycle to the stopover point, accommodation on the day, and the goal.
- The organizer will present recommended courses in advance, but the support car will not be providing detailed guidance to riders while moving alongside them along the way.
- Bicycles, helmets, puncture kits, bike bags, clothing, cold weather gear changes, etc., please prepare what you need and bring it with you by yourself.
- Please wear brightly colored clothing such as red, yellow, and white. Never wear dark colors such as black or navy blue.
We will lend you a red jacket if necessary.
- You are responsible for your own bicycle maintenance and repairs. Please prepare your own spare tubes, maintenance tools, etc.
- Standing air pumps and tool boxes will be carried in the support car.
- Please carry a lightweight soft bicycle bag. Carry it with you while riding, so you can move around while riding.
- Depending on where we are staying, bicycle bags may also be used to store your bicycle inside the hotel. Please be sure to carry bicycle bag.
- If you wish to store your bicycle in the accommodation, please help us store it in a bicycle bag when you enter the stay and bring it into the building.
- Hard and semi-soft large cases compatible with airplane rides cannot be transported on the road by the support car.
- If you are joining with a large wheeled device with a hard case or semi-soft case that is compatible with airplane wheeling, after refilling the soft bicycle bag, check-in at the departure/arrival airport and advance transportation to the planned goal point are required.
- Please purchase your own travel insurance and bicycle insurance. Please purchase bicycle insurance with a personal liability amount of 200 million yen or more.
- Please bring your insurance card with you when participating. We check your carry-on the insurance before departure.
- We eat lunch around noon at the same near restaurant in the same area as possible, depending on the progress of the tour group.
- Lunch, dinner, breakfast, and bathing fees are not included in the ride join fee.
- Support food is also dependent on paid donations from past participants. When you use it, please donate to volunteers or goods.
- Toll road usage fees, sightseeing fees, and travel expenses are not included in the ride participation fee.
- Routes and expenses occurred for group transportation will be decided on-site after discussion, taking into account terrain, weather and progress.
- Transportation costs from your home to the meeting/dissolution location and use of public transportation midway are not included.
- To maintain your health and maintain hygiene, please take a bath, shower, and change of clothes before using public transportation after your ride before going back to your home.
- To avoid inclement weather or traveling in the dark after sunset, we may ask you to turn back, take a shortcut, or take a bicycle onto train move from a station along the way.
- Participants are responsible for safety, course management, bicycle maintenance, cold/heat resistant clothing, measures to prevent bicycle stolen, etc.
- If we decide that you cannot participate safely at your own risk, if you are causing a significant nuisance to other

participants, or if you are unable to follow the instructions of the staff, you will be asked to leave the venue even midway through.

- Please note that the participation fee will not be refunded under any circumstances.
- Sightseeing recommendations: If you arrive early and have time, please go sightseeing on your own.
- If you have a request for sightseeing in advance, we will take time in advance and provide support, such as temporarily taking over your bicycle.
- If you consult with us in advance, we will be able to arrange and provide on-site guidance regarding recommended tours for the day before and after ride.

Accommodation, dinner and breakfast

- This is a ride tour in which the organizer decides in advance which lodgings to stay at and travels from one inn to another to sightseeing spots and famous places.
- Accommodation fees are not included in the ride participation fee. It will be included in the cost estimate as a necessary expense at the time of application.
- Recommended accommodation, dinner and breakfast will be arranged by the organizer. Subject to change.
- As much as possible , we prepare at lodging locations bicycle storage in or near the hotel, a large hot spring bath, yukata, dinner and breakfast, a sleeping room, and a power source.
- We eat dinner and breakfast generally as a group at stay , but , if you wish to eat food outside the stay, please contact us in advance.
- If you have dinner, breakfast, or bathing buying outside the building, we will not provide transportation by support car and not accompany. Please move on your own by walking or using public transportation.
- Each day, luggage will be loaded into the support car and the start will be from the meeting point at designated accommodation. Please come to the meeting point by the departure time
- The meeting departure time is basically 7:30 am every morning, but it changes depending on the breakfast service time and driving distance, and will be decided locally.

=====

Dealing BS Travel Service Co., Ltd
Japan Tourism Agency Registered Travel Agent (No. 347) Regular member of the Japan Association of Travel

Planning by
Japan Tourism Organization General Incorporated Association
Representative Director Mikihiro Soma
Kyowa-bld 2F , 3-2-7, Shimbashi, Minato-ku, Tokyo, 105-0004, Japan
Inside BS Travel Service Co., Ltd
Mobile 090-4568-1444
E-Mail soma@jtourism.jp Home-Page <http://jtourism.jp/>

=====