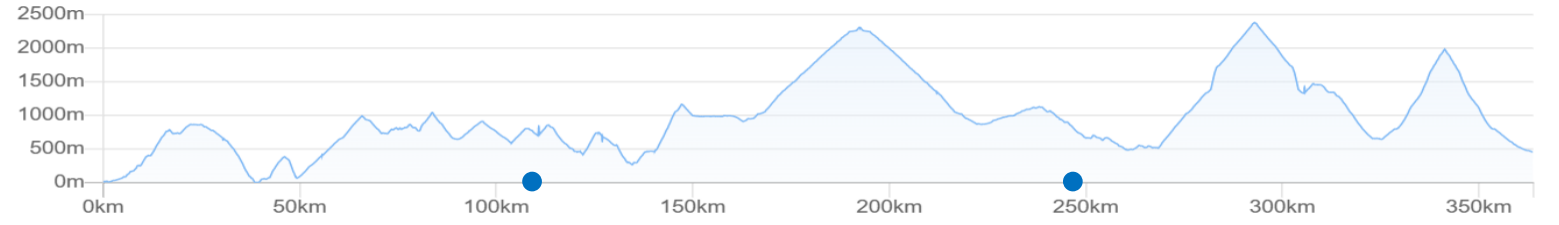
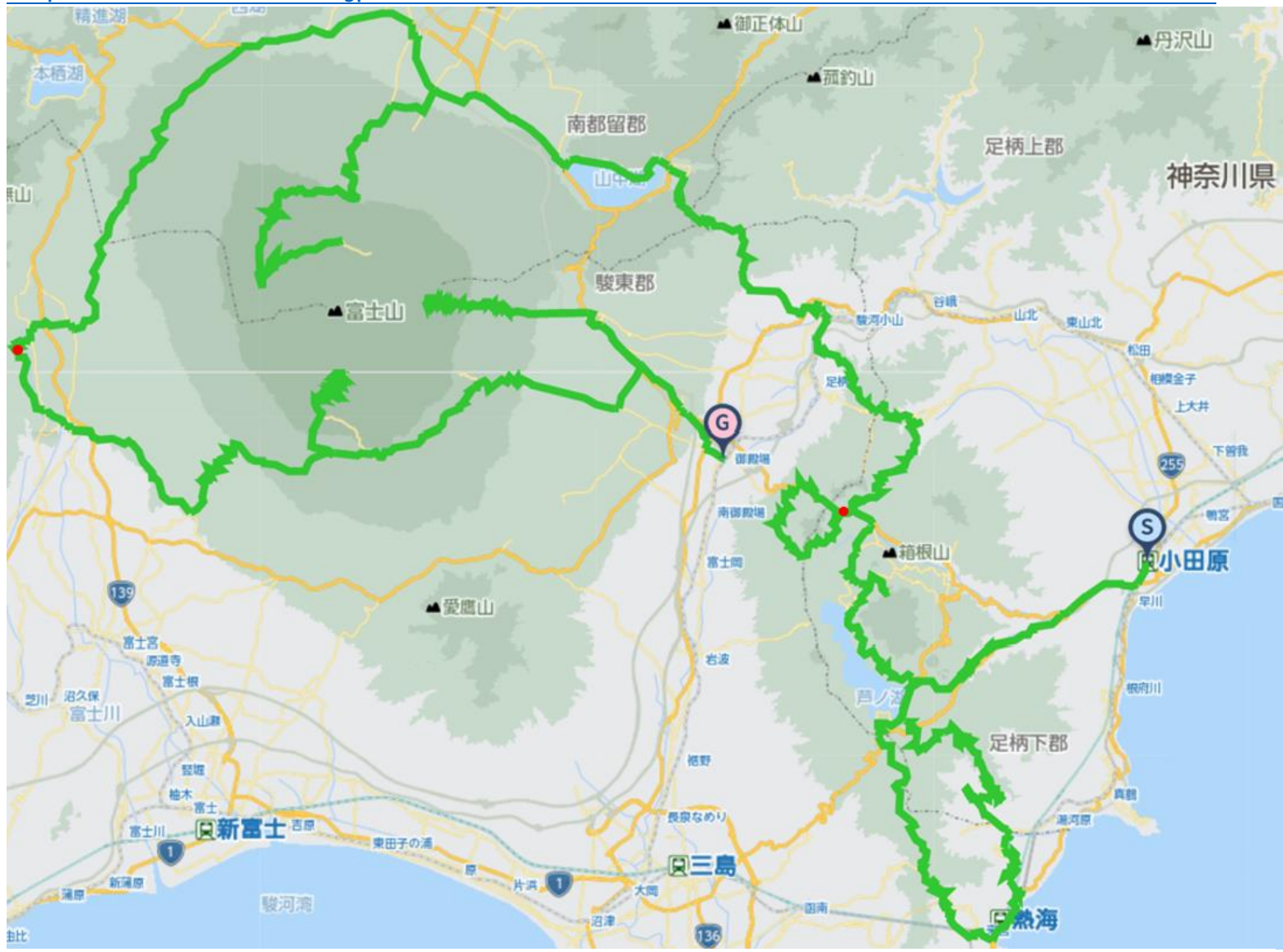


JTO Mt.Fuji 10000m Elevation gain climbing Bicycle Journey

Round Mt.Fuji hill climb Total Elevation Gain 10000m Attack ride
2026 May29th(Fri)~May31st(Sun) 3Days

<https://www.navitime.co.jp/coursebuilder/course/328a44385c814f8aa71dc0479dc2c091>



Distance:356km Total Elevation Gain:10594m

- ① May29st(Fri) Odawara→Sengokuhara 110km+3554m
- ② May30th(Sat) Sengokuhara→Tanukiko 137km+3465m
- ③ May31st(Sun) Tanukiko→Gotenba 109km+3575m

OdawaraMay29th Sunrise at 4:28 Sunset at 18:51

May28th(Thu) Pre stay Odawara「Toyoko inn Odawara st. East」

〒250-0011 Kanagawa pref. Odawara city Sakaecho1-6-7 0465-23-7045 Breakfast6:30~



Pre stay sightseeing Odawara castle Odawara castle park Hotoku Ninomiya shrine Portside station TOTOCO Odawara



Bath 「Odawara Ohoribata Manyonoyu」 〒250-0011 Kanagawa pref. Odawara city Sakaecho1-5-14 0465-23-1126

5-min walk from Toyoko inn Odawara Possible dinner , stay.



Pre stay meal Yaoki one meal dining Banzai sushi Japanese pork Wabuta tonkatsu Cross road



1st May29th(Fri)

Meet 7:30 Family Mart Odawara st. Higashiguchimae

〒250-0011 Kanagawa pref Odawara city Sakaecho1-2-1 0465-21-0767

Outside breakfast Meidai Hakone soba noodle Odawara st.(7:00~) Beck's Coffee(6:30~)



Support food buy at Moriya bread(8~18) Odawara Specialty products market(8~20)



1st Odawara→Sengokuhara 110km+3554m

Odawara st.—The former Tōkaidō route—Ashinoko lake—Jukkoku pass—Atami—Izu mt.—Daikan mt.—Ashinoko lake—Owakudani—Sengokuhara—Nagao pass—Surugadai hill—Sengokuhara

The former Tōkaidō route • Izu mt. • Daikan mt. • Owakudani • Nagao pass 6 of hill climb up down riding.

<https://www.navitime.co.jp/coursebuilder/course/e611cbf635a347b0baf7453797e7e358>

Short cut able: Owakudani • Nagao pass • Surugadai hill



Lunch: Yugawaraonsen spa(50km point) Sushi Hide Echigoya Kamatsu Chinese La Pigna Yugawara



※In case eating lunch at Yugawaraonsen spa , take short cut Owakudani or Nagao pass/Surugadai hill.

Daikanzan mt.(67km) Anest Iwata sky rounge Ashinoko lake side(72km) Yashima Hakoneya La Telazza Ashinoko



Sightseeing: The former Tokaido route Amasake-chaya teahouse Jukkukutoge pass Atami port Omatsunomiya Daikansan



Ashinoko lake Owakudani cave Nagaotoge pass Surugadai hill



Stay: Sengokuhara Mitake ryokan 〒250-0631 Kanagawa pref. Hakonecho Sengokuhara937 TEL:0460-84-8344



In case passing through Sengokuhara Mitake ryokan until 17:30 go attack ride to Nagaotoge pass and Surugadai hill. Outside dinner Sengoku Ukyo Irorichaya teahouse Hakone sushi Hanasai



Other stay Forrest Hakone Manjuya ryokan Odakyu Hakone Highland hotel Family lodge Takekagoya Hakone Sengokuhara

※Breakfast serving at Mitake ryokan from 7:30~ White steam rice set pre night possible to eat early in the morning. In case early starting , possible breakfast convenience stores around(Seven Eleve Sengokuharakita) or support foods Next group starting time up to briefing discussion post night. Recommend to start early in the morning.

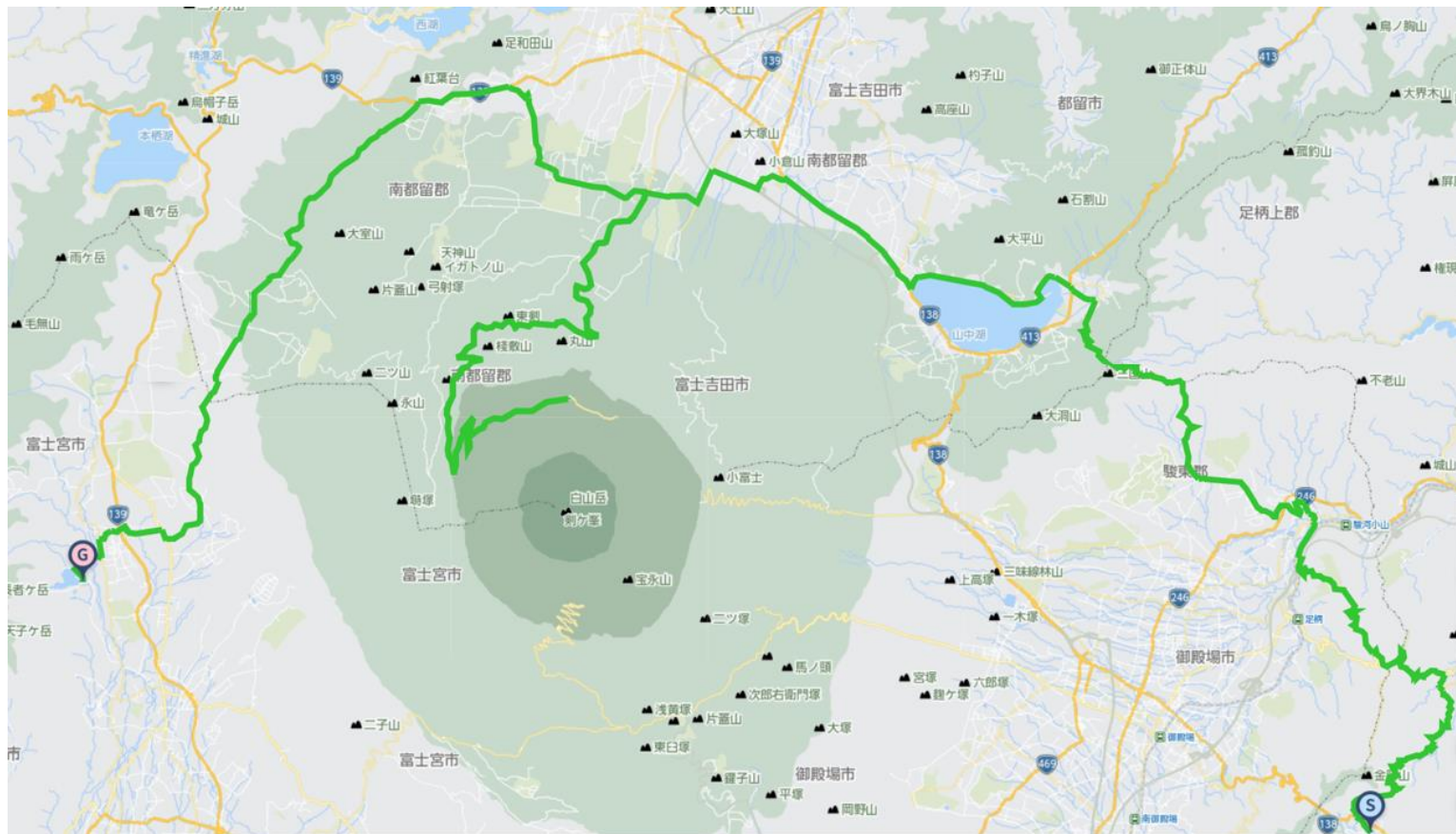
Public move Odawara→Ashinoko lake Motohakone port: Hakone Tozan bus
 Ashinoko lake Motohakone port→Jukkukutoge pass→Atami: Izu Hakone bus
 Yugawara Fudodaki→Daikansan→Motohakone: Izu Hakone bus
 Motohakone→Yunessan→Owakudani cave: Hakone tozan bus Izu Hakone bus
 Motohakone→Miyanoshta→Sengoku plateau: Hakone tozan bus

2nd Sengokuhara plateau→Tanukiko lake 137km+3465m

Sengokuhara—Ashigara pass—Mikuni pass—Yamanaka lake—Subaru line—Fuji Yoshida—Narusawa—Tanukiko lake
 Ashigara pass•Mikuni oass•Subaru line 3-hill climbs round northern Mt. Fuji round trip.

<https://www.navitime.co.jp/coursebuilder/course/f6d8fcde49c44e2da8788c3c25da2e15>

Short cut able course : Subaru line



※In case lunch at Yamanaka lake side , short cut of Subaru line.

Passing Subaru line Fujisan 5th gate until 15:30 , take attack ride to Subaru line.

If judged as impossible to take attack ride to Subaru line 5th gate and Tanukiko goal of the day , wait at Green Eight at the foot.

※Sengokuhara—Ashigara pass—Mikuni pass—Yamanakako lake , NO public move.

Lunch Yamaka ko lake side(45km) Nagomi shabu shabu Kikuya dining Sansai hoto noodle Sansui



Fujisan st.(52km) Fumotoya handmade udon noodle Tecchann Shoen Natural Food Cafe Con Brio




Subaru line Yoshida 5th gate(81km) Gogoen rest house Fujikyū Unjokaku



Okuniwaso(78km 83km) Osawa observation deck(74km 87km)



Sightseeing Kintokiyama mt. Ashigara castle ruin park Myojintoge pass Mikunitoge pass




Yamanakako lake Subaru line Osawa observation deck Okuniwa tengu rock



Yoshidaguchi 5th gate Komitake shrine Roadside st. Narusawa Tanukiko lake



Stay:Fujisan YMCA Global Eco village 〒418-0105 Shizuoka pref. Fujinomiya city Ichihara1423 TEL:0544-54-1151



Other stay Fuji classic hotel Fujinomiya city Tanukiko Kyukamura Fuji Sun & Moon Club (Nichi Getsu club)

Next morning start time , decide at the pre night briefing meeting.

Possible breakfast convenience stores around(Family mart Shiraitonotaki 4km from Fujisan YMCA inn) or support foods

Public move Yamanakako Hirano→Kawaguchiko lake→Fujisan mt. 5th gate:Fujisan bus Fuji tozan bus Kawaguchiko→

Tanukiko lake(Fujisan shikenjo entrance):Fujikyū bus Hakone Sengoku→Gotenba→Kawaguchiko bus Fujikyū mobility

3rd Tanukiko lake → Gotenba 109km + 3575m

Tanukiko lake—Sky line—Azami line—Gotenba station

Sky line—Azami line Biggest two pass round southern Mt. Fuji.

<https://www.navitime.co.jp/coursebuilder/course/d492d2a28cc14d7a9d84178c5d29e23a>

Short cut able: Sky line Azami line



Lunch Forrest st. Fujisan(56km) Gotenba Japan Ground Self-Defense Force garrison(70km) Teniro Tairyu grill meat Gotenba Rakuza



Sightseeing Shiraito fall Sky line Fujinomiya 5th gate Fujisan sky line



Azami line Subashiri 5th gate Kikuya East Mt Fuji inn Roadside st. Subashiri



Sky line 5th gate attack , judge as impossible to arrive 5th gate and lunch , please wait at Forrest st. Fujisan

Azami line 5th gate attack , judge as impossible to arrive 5th gate and goal at Odaiba , please wait at Roadside st. Subashiri.

Passing Azami line Fujisan 5th gate until 16:30 , take attack ride to Azami line.


Public move Yunohana gate → Green camp → Sky line Fuji 5th gate; Fujikyū Shizuoka bus

Mizukatsuka park → Gotenba st.: Hakone tozan bus Gotenba line

Gotenba st. ↔ Subashiri 5th gate: Fujikyū mobility

Bath spa recommend: Oasis Gotenba(1.3km from Gotenba st.)

Dinner recommend Aburi Mt. Fuji lava grill meat



Gotenba st. Chanoma dining Coo Harumi dining Akari Suruga bay Sawayaka Gotenba inter(Should consider waiting time)



Post stay Hotel Route inn Gotenba st. south



Other stay Toyoko inn Gotenba st. Super hotel Hotel Select inn Fujisan Gotenba

Roadside st.Subashiri around stay Ogiya ryokan Kozaru ryokan Miyuki ryokan Minshuku Maruyama Daito Fuji resort Onsen hotel

Meal SUBASUBA Dining Maruyasu Ramen Machan



Post stay sightseeing Fotenba Premium outlet Fuji Buddhist tower Chichibunomiya memorial park



Ride Join Fee(Per day Per person) 18,000JPY(Include Tax)

Max Possible Join 1 Oriders Minimum Number of riders;5-Riders (Full days ride join)

Included ride join fee : Travel attendant , Support car accompanying Support food supply(fixed limited)

※NOT INCLUDE Moving fee between your home to the starting point , food , stay , support food more than the limited , public move fee , sightseeing fee are all not included at all.

※Joining on the way , Leaving midway , traveling with one's bicycle using public transportation , you should pay the ride join fee per day for each you made application.

When you apply , we make estimation for ride join fee with including not included costs for ride join fee.

Contact E-Mail Adress : soma@jtourism.jp

Please apply with the information as below.

※In case of less than minimum number of riders join , make another estimation and

conduct the tour.

✘Possible to apply from one person to number of group riders , make estimation.

✘Possible to make another plan on order made for another day , longer or shorter distance of course.

✘We make estimation as the number of riders , days you ride , ride fee , stay , food , public moving , sightseeing , attendant move·stay , for total costs

✘Itinerary changes are possible for individual and group applications. We will create the order custom made project and estimate.

For the order custom made project , let you enjoy for fully , we will create a plan for each group.

✘In case of terrible weather , body condition , seem impossible to finish riding on the day , move to the mid place or stay by using public move and support car.

Up to the formal application as below , let you show the personal information.

·The day you ride ·Your name ·Sex ·date , month , year of birth , age ·Adress ·Handy phone number ·E-Mail address

·Stay and food wishes

✘We select and reserve the stay and foods. Personal arrangements are not possible by each riders.

✘Please give the wishes for shared room for men or women , single , twin , foods.

✘Please stay in the stays at the organizer' s designated stays.

In some case , we cannot meet your request and change the stays on designated.

·Please let me know the pre and post ride sightseeing wishes , settings.

·Possible to contact on the ride day (handy phone) & emergency contact (handy phone possible to contact to the substitute person ✘Other than the person riders yourself)

·Experience of your biggest riding , distance(km), Elevation gained(m)
implementation(Western calendar) season(month, spring summer fall winter)
area(country , prefectures, course name)

If we judge that you do not have enough experience to participate in this project, we may decline your participation.

Rental bicycle

Possible to prepare rental road-bicycle , cross-bicycle

If you wish to have rental bicycle , please apply in advance. Request together for Tokyo cycling tour and rental cycle , the partnership ship company.

① Height(cm)②weight(kg) ③bicycle model you wish ④Helmet ⑤grab ⑥pedal (binding or flat) ⑦Bicycle receiving place
Please let me know them when apply. Sometime , it may not turn out as you wish. Prepare wears and shoes by yourself.

I estimate rental price up to the information

Implementation notification;After recruitment deadline to some days before the starting , number of riders , weather forecast , judge the implementation and contact directly to the riders.

Refund ; In case of impossible to hold the phan , we pay back Amount excluding expenses such as fees from ride participation fee.

If the participant is unable to participate due to circumstances , paid ride participation fees will not be returned.

If it becomes impossible to run due to weather or local situation judgment after the start , paid ride participation fees will not be returned.

- Take ride onto the tour recommended courses with group rides and solo freerides
- There is no competition for time. Riders work together to reach the goal. Awards will not be given based on ranking
- There will be no traffic control around the venue. Please follow the local traffic rules.
- Group rides/recommended course rides are the basics. Please notify in advance for your wish on solo free rides.
- It is also possible to switch to local wheeled transportation instead of riding due to physical condition etc.
- The support car transports unnecessary luggage while riding a bicycle, supply support food, follow finishing.
- The support car moves at the behind of the last rider, basically.
- If you ride out of the recommended course, we do not change the stay point.
- There is no support rider leading or tailgating.
- Those who can join that possible to reach their destination on their own using a smartphone, navigation system, or location search device, or possible on a group ride those who can accompany other members with cooperation.
- If there is a significant delay from the moving of other riders in the group, we will give you instructions on how to move your bicycle to the stopover point, accommodation on the day, and the goal.
- The organizer will present recommended courses in advance, but the support car will not be providing detailed guidance to riders while moving alongside them along the way.
- Bicycles, helmets, puncture kits, bike bags, clothing, cold weather gear changes, etc., please prepare what you need and bring it with you by yourself.
- Please wear brightly colored clothing such as red, yellow, and white. Never wear dark colors such as black or navy blue. We will lend you a red jacket if necessary.
- You are responsible for your own bicycle maintenance and repairs. Please prepare your own spare tubes, maintenance tools, etc.
- Standing air pumps and tool boxes will be carried in the support car.
- Please carry a lightweight soft bicycle bag. Carry it with you while riding, so you can move around while riding.
- Depending on where we are staying, bicycle bags may also be used to store your bicycle inside the hotel. Please be sure to carry bicycle bag.
- If you wish to store your bicycle in the accommodation, please help us store it in a bicycle bag when you enter the stay and bring it into the building.
- Hard and semi-soft large cases compatible with airplane rides cannot be transported on the road by the support car.
- If you are joining with a large wheeled device with a hard case or semi-soft case that is compatible with airplane wheeling, after refilling the soft bicycle bag, check-in at the departure/arrival airport and advance transportation to the planned goal point are required.
- Please purchase your own travel insurance and bicycle insurance. Please purchase bicycle insurance with a personal liability amount of 200 million yen or more.
- Please bring your insurance card with you when participating. We check your carry-on the insurance before departure.
- In terms of event, in case injury and illness occur, the participants have no objection to receiving first aid. The organizers will not be held responsible for the method, process, etc.
- The participants in addition to the participants, relatives, heirs, executors, trustees, etc. will not make any claims for damages, etc. regardless of the cause, the organizers will be exempt from responsibility in case of accidents, losses, injuries, illnesses, etc. during the event (including aftereffects)
- We eat lunch around noon at the same near restaurant in the same area as possible, depending on the progress of the tour group.
- Lunch, dinner, breakfast, and bathing fees are not included in the ride join fee.
- Support food is also dependent on paid donations from past participants. When you use it, please donate to volunteers or goods.
- Toll road usage fees, sightseeing fees, and travel expenses are not included in the ride participation fee.
- Routes and expenses occurred for group transportation will be decided on-site after discussion, taking into account terrain, weather and progress.
- Transportation costs from your home to the meeting/dissolution location and use of public transportation midway are not included.
- To maintain your health and maintain hygiene, please take a bath, shower, and change of clothes before using public transportation after your ride before going back to your home.
- To avoid inclement weather or traveling in the dark after sunset, we may ask you to turn back, take a shortcut, or take a bicycle onto train move from a station along the way.
- Participants are responsible for safety, course management, bicycle maintenance, cold/heat resistant clothing, measures to prevent bicycle stolen, etc.

- If we decide that you cannot participate safely at your own risk, if you are causing a significant nuisance to other participants, or if you are unable to follow the instructions of the staff, you will be asked to leave the venue even midway through.
- Please note that the participation fee will not be refunded under any circumstances.
- Sightseeing recommendations: If you arrive early and have time, please go sightseeing on your own.
- If you have a request for sightseeing in advance, we will take time in advance and provide support, such as temporarily taking over your bicycle.
- If you consult with us in advance, we will be able to arrange and provide on-site guidance regarding recommended tours for the day before and after ride.

Accommodation, dinner and breakfast

- This is a ride tour in which the organizer decides in advance which lodgings to stay at and travels from one inn to another to sightseeing spots and famous places.
- Accommodation fees are not included in the ride participation fee. It will be included in the cost estimate as a necessary expense at the time of application.
- Recommended accommodation, dinner and breakfast will be arranged by the organizer. Subject to change.
- As much as possible , we prepare at lodging locations bicycle storage in or near the hotel, a large hot spring bath, yukata, dinner and breakfast, a sleeping room, and a power source.
- We eat dinner and breakfast generally as a group at stay , but , if you wish to eat food outside the stay, please contact us in advance.
- If you have dinner, breakfast, or bathing buying outside the building, we will not provide transportation by support car and not accompany. Please move on your own by walking or using public transportation.
- Each day, luggage will be loaded into the support car and the start will be from the meeting point at designated accommodation. Please come to the meeting point by the departure time
- The meeting departure time is basically 7:30 am every morning, but it changes depending on the breakfast service time and driving distance, and will be decided locally.

=====

Dealing BS Travel Service Co., Ltd
 Japan Tourism Agency Registered Travel Agent (No. 347) Regular member of the Japan Association of Travel

Planning by
 Japan Tourism Organization General Incorporated Association
 Representative Director Mikihiro Soma
 Kyowa-bld 2F , 3-2-7, Shimbashi, Minato-ku, Tokyo, 105-0004, Japan
 Inside BS Travel Service Co., Ltd
 Mobile 090-4568-1444
 E-Mail soma@jtourism.jp Home-Page <http://jtourism.jp/>

=====

Japan bicycle journey with stays

2025: <https://jtourism.jp/2020/wp-content/uploads/2025/09/JTOBicycleJourneys2025E.pdf>
 2026: <https://jtourism.jp/2020/wp-content/uploads/2025/09/JTOBicycleJourneys2026E.pdf>
 2027: <https://jtourism.jp/2020/wp-content/uploads/2025/09/JTOBicycleJourneys2027E.pdf>

One Day Ride Around Tokyo
<https://jtourism.jp/2020/wp-content/uploads/2024/09/JapanOneDayRideAroundTokyo.pdf>