

JTO Noto peninsula bicycle journey

2026 September 25th(Fri)~27th(Sun) 3Days

Distance:386km Total Gain:3896m

<https://www.navitime.co.jp/coursebuilder/course/7e9bb38ed1ac487bb9a455168cdeb269>



Kanazawa September 26th(Sat) Sunrise at 5:44 Sunset at 17:45
 1st 25th(Fri) Kanazawa→Wajima 125km+1284m
 2nd 26th(Sat) Wajima→Anamizu 137km+1516m
 3rd 27th(Sun) Anamizu→Takaoka 124km+1096m

24th(Thu) Pre stay recommend Apa hotel Kanazawaekimae Breakfast 6:30~
 〒920-0031 Ishikawa pref. Kanazawa city Hirooka 1-9-28 TEL:0570-008-111



Other stay recommend AB Hotel Kanazawa Daiwa roynet hotel Kanazawa
 Sightseeing recommend Kanazawa station Kenrokuen garden Omicho market Nagamachi town Samurai houses area



Kanazawa 21st century museum Kanazawa castle park Gyokusen-inmaru Garden park Higashi tea houses



Meal recommend Seasonary Oden Kuroyuri Fish vegetable Anto Kanazawa taste Yoshikyu Eel 4th Cross gate



Sushi Chohachi Restaurant Jiyuken Noto beef grill JADE Kanazawa L'OSTAL

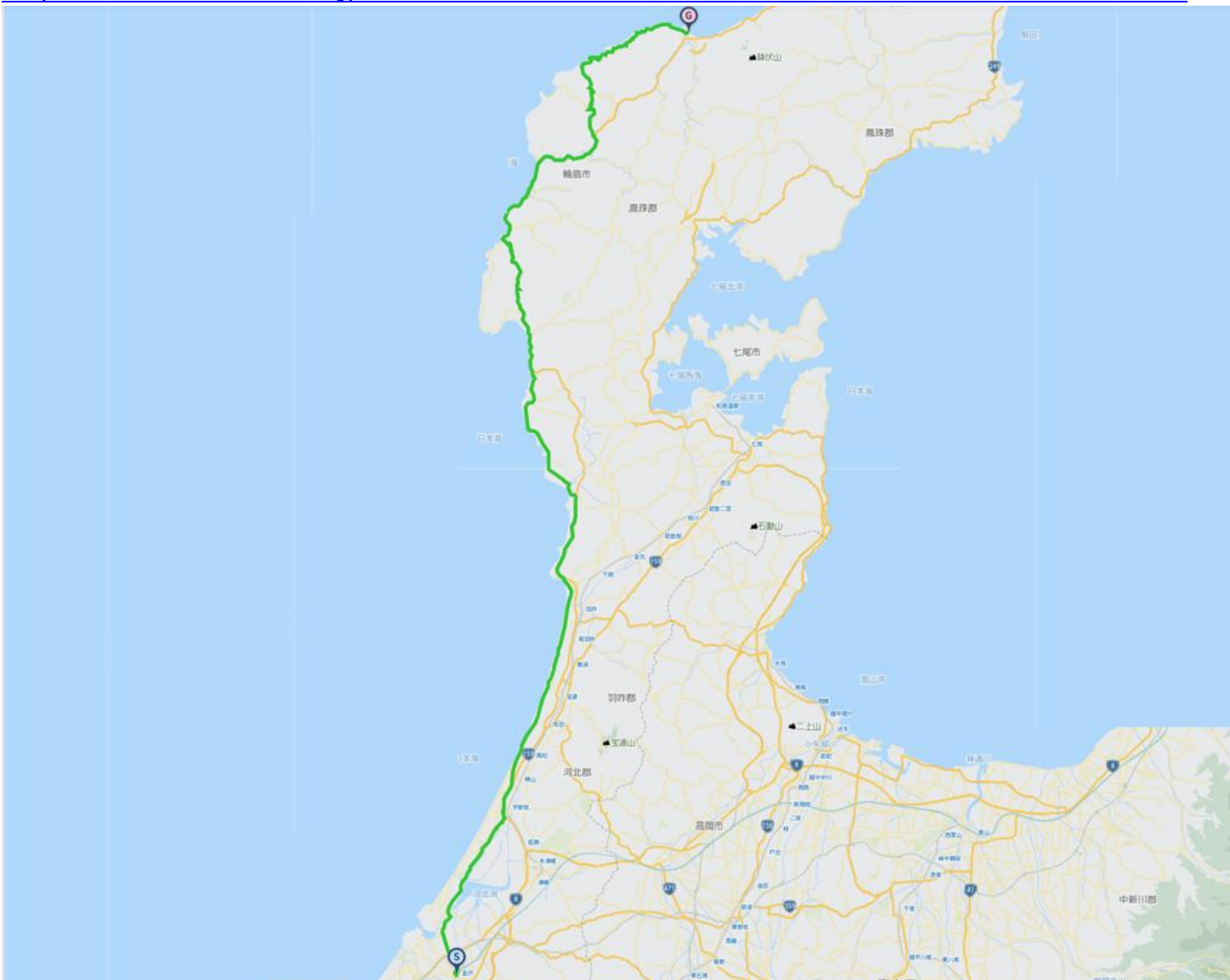


September 25th(Fri) Meet at 7:30 Apa hotel Kanazawaekimae

Kanazawa city Hirooka1-9-28 TEL:0570-008-111
 Before start , we have briefing for course , meal , accommodations. Please gather after breakfast and bicycle preparing.

1st 25th(Fri) Kanazawa→Wajima 125km+1284m Noto peninsula west

<https://www.navitime.co.jp/coursebuilder/course/bb470e483abf44f09dcabf2b2a77cad8>



Lunch recommend Hakui(41km) Grill meat Kura Hobo Shiga town Bistro Igrek Ichizaemon



Shiga town Takahama(55km)Noto seasonary dining Ichizaemon Daruma sushi bullfighting teahouse Aquo park Shion



Shiga Fuki(73km) Teraoka Fusha brasserie Takayama Dining Hachimanya Isaribi Kikuya



Sightseeing recommend Chirihama seaside drive way Notokongo Iwao gate Notokongoo Kotogahama beach



Daihonzan Sijji buddist temple Soin Sotoura seaside Nishiho Seaside Wajima Kamogaura bay



Stay Lacquer & Adult hideout inn Tanaka 〒928-0001 Wajima city Kawai town22-38 TEL: 0768-22-5155



※「Lacquer & Adult hideout inn Tanaka , can serve Big spa Sleeping room , dinner , Breakfast.
 In other stay no serving dinner. Minshuku Torasan , Hotel Route inn Wajima can serve breakfast.
 For priority of reconstruction worker staying , it may occur separate staying or outside meal eating.
 In case of stay without breakfast , may eat breakfast for support food , by buying at the shops on the way or in Wajima city.
 Other stay recommend Minshuku Wajima Minshuku Sakashita Umibe Minshuku Iroha



Minshuku Torasan Hotel route inn Wajima



Outside dinner Shinpuku Sushi



Other dinner recommend Onajimiya Mebuki Shinkoma Japanese dining Kuwakumi



Azuma sushi Tokushin Grill meat Daichochin Orizonte



Italian Ayuto Mariners Ramen noodle house Genkiya Zuruzuru



Support food , breakfast buy

Hakui Adachi joyful Shiga town Dontaku Takahama Wajima power city Wajima Y-Plaza Yasusaki



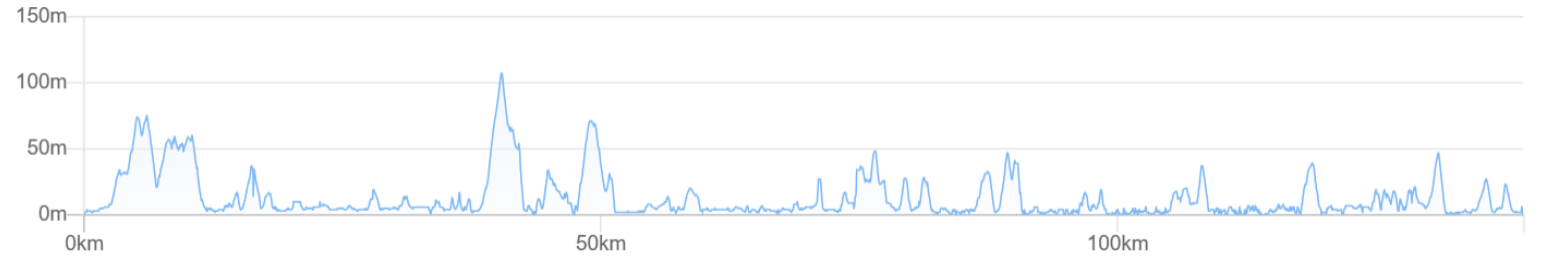
Public move Kanazawa→Hakui(41km) IR Ishikawa railway

※NO Bus or other moving along between Hakui to Monzen Sojijimae.

Monzen Sojijimae(96km)→Wajima(125km) 15:30→16:20 19:05→19:47 Kitatetsu Okunoto bus

2nd 26th(Sat) Wajima—Anamizu 137km + 1516m Noto peninsula north

<https://www.navitime.co.jp/coursebuilder/course/10f41f3cb2e14035b26ade80b30aad64>



Lunch Suzu(67km) Suzunari dining Kiheidon Italian Kodama Nonchi



Asai robotayaki grill Jarinko ramen Awaawamochi Merhen Nisshido Furukawa bread shop



Noto town(98km) Tsukushi sushi fresh fish Beni sushi Yohichi bistrot Mohei dining



Sightseeing Nafune coast Hakumai thousand rice farm Reiwa Nafune road Sosoki coast



Roadside st. Suzu Salt farm Kinoura sea area park Rokugosaki cape lighthouse Senjojiki Roadside st. Noroshi



Mitsukeshima island Kojikaigan lovers coast Noto railway Noto line Suzu station ruin Kujyuku 99 bay



Stay Noto Fureai culture center 〒927-0025 Ishikawa pref Hosu gun Anamizu town Uchiura5-28-3 TEL:0768-52-3401



Other stay Taketei Kakihama(need check)

Outside dinner Riki Chanko stew dining Saiwai sushi Noto Fuku sushi



Suihachisen chinese Hanaten meat grill Dondon Kintaro



Public move

Suzu city→Noto town

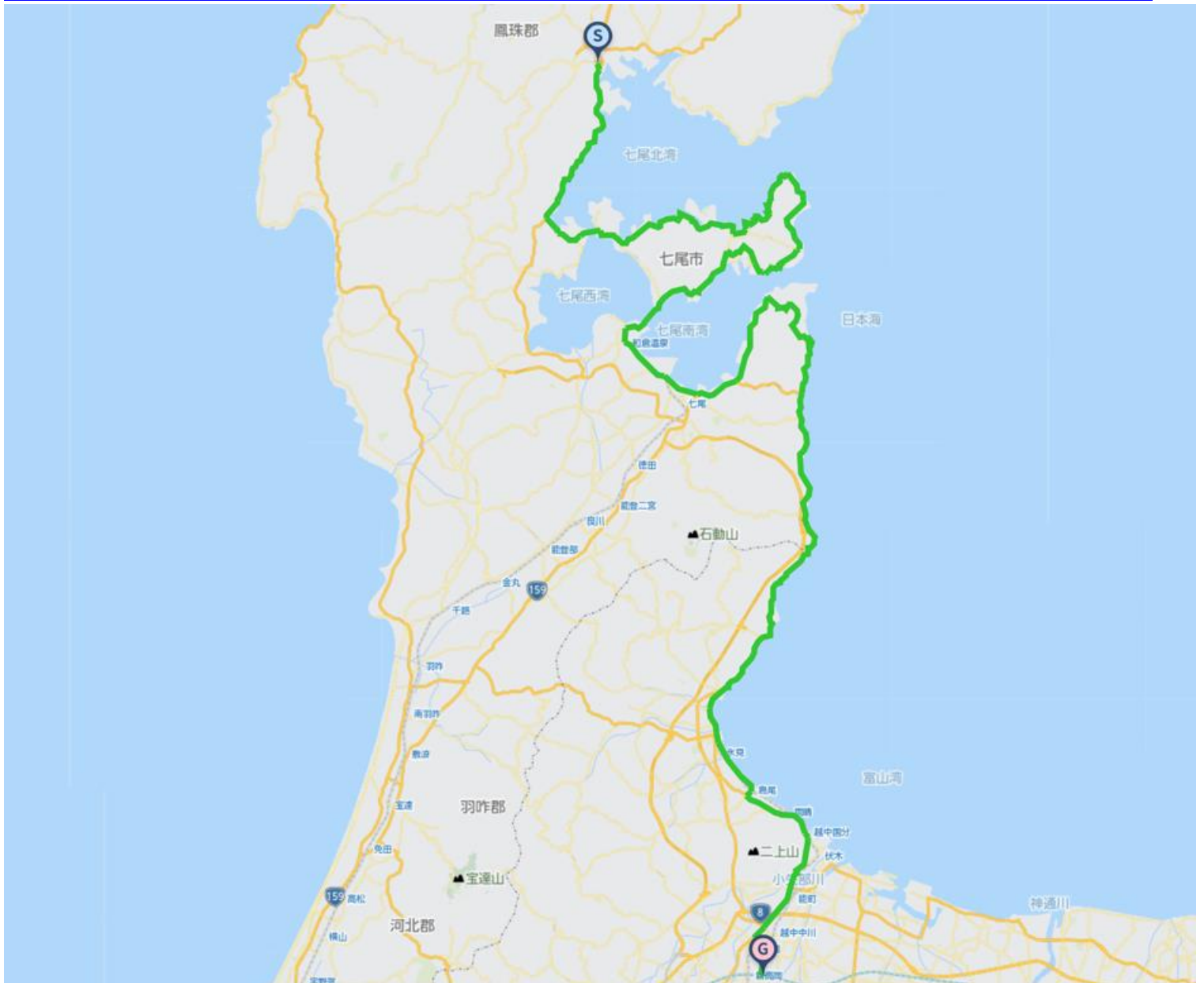
Suzu city hall(67km)→Noto town office(98km) 14:39→15:44 17:39→18:44 Bus route Hokuriku tetsudo

Wajima station→Anamizu station 7 buses per day Didect bus

Short cut route by R249 inland route decrease distance:24km Down elwvation:163m

3rd 27th(Sun) Anamizu—Takaoka 124km+1096m Noto peninsula east

<https://www.navitime.co.jp/coursebuilder/course/5e92a9ac24ea4f668cbd6cdc3e0fb6fa>



Lunch Wakura spa(57km) Nobu sushi Noto sushinoshou Agurab fresh seafood vegetables Blossom Beijing Aun



Nanao station(63km) Restaurante RIO Miyabitei Ameya Taisho sushi



Sightseeing recommend Twin bridge Noto Notojima island Susoezo hall ancient tomb Notojima seaside park aqualium



Notojima big bridge Noto Tateyama seaside line Amehare Fine rain off seaside Toyamawan bay



Local food buying recommend Michinoeki Noto Shokusaisijo(Nanao) Kurosakiya(Takaoka)



Public move Himi city Waki(91km)→Takaoka st.(124km) Local bus 15:00→16:10 16:50→18:06

After finish ride and onsen spa , dissolution

Day spa onsen recommend Hikari land Nanseinoyu (2.5km from Shintakaoka station)

Other recommend Wakurayu(500m from Takaoka station 2.7km from Shintakaoka station)



Post stay recommend Takaoka Manten hotel Ekimae 〒933-0023 Takaoka city Suehirochoo1-8 TEL:0766-27-0100



Other stay recommend Hotel Route inn Takaokaekimae HotelNew Otani Takaoka
Post stay meal recommend Jyu Uohachi Sushikin Kiyokaze Le premier



Post stay sightseeing recommend Zuiryuji buddist temple Takaoka Dibutsu statue Takaoka old castle park Takaoka city museum



Contact E-Mail Address : soma@jtourism.jp

✂Itinerary changes are possible for individual and group applications. We will create the order custom made project and estimate.

For the order custom made project , let you enjoy for fully , we will create a plan for each group.

Please apply with the information as below.

✂Possible to apply from one person to number of group riders , make estimation.

✂Possible to make another plan on order made for another day , longer or shorter distance of course.

✂We make estimation as the number of riders , days you ride , ride fee , stay , food , public moving , sightseeing , attendant move·stay , for total costs

✂In case of terrible weather , body condition , seem impossible to finish riding on the day , move to the mid place or stay by using public move and support car.

Up to the formal application as below , let you show the personal information.

·The day you ride ·Your name ·Sex ·date , month , year of birth , age ·Adress ·Handy phone number ·E-Mail address ·Number of join riders

·Stay and food wishes

✂We select and reserve the stay and foods. Personal arrangements are not possible by each riders.

✂Please give the wishes for shared room for men or women , single , twin , foods.

✂Please stay in the stays at the organizer' s designated stays.

In some case , we cannot meet your request and change the stays on designated.

·Please let me know the pre and post ride sightseeing wishes , settings.

·Possible to contact on the ride day (handy phone)&emergency contact (handy phone possible to contact to the substitute person ✂Other than the person riders yourself)

·Experience of your biggest riding , distance(km), Elevation gained(m)

implementation(Western calendar) season(month, spring summer fall winter)

area(country , prefectures, course name)

If we judge that you do not have enough experience to participate in this project, we may

decline your participation.

Rental bicycle

Possible to prepare rental road-bicycle , cross-bicycle

If you wish to have rental bicycle , please apply in advance. Request together for Tokyo cycling tour and rental cycle , the partnership ship company.

① Height(cm)②weight(kg) ③bicycle model you wish ④Helmet ⑤grab ⑥pedal (binding or flat) ⑦Bicycle receiving place

Please let me know them when apply. Sometime , it may not turn out as you wish. Prepare wears and shoes by yourself.

I estimate rental price up to the information

Implementation notification; After recruitment deadline to some days before the starting , number of riders , weather forecast , judge the implementation and contact directly to the riders.

Refund ; In case of impossible to hold the plan , we pay back Amount excluding expenses such as fees from ride participation fee.

If the participant is unable to participate due to circumstances , paid ride participation fees will not be returned.

If it becomes impossible to run due to weather or local situation judgment after the start , paid ride participation fees will not be returned.

Ride Join Fee(Per day Per person) 17,000JPY(Include Tax)

Max Possible Join 10riders~Minimum Number of riders;5-Riders (Full days ride join)

✂In case specified number of participants join by general application.

Included ride join fee : Travel attendant , Support car accompanying Support food supply(fixed limited)

✂NOT INCLUDE Moving fee between your home to the starting point , food , stay , support food more than the limited , public move fee , sightseeing fee are all not included at all.

✂Joining on the way , Leaving midway , traveling with one's bicycle using public transportation , you should pay the ride join fee per day for each you made application.

When you apply , we make estimation for ride join fee with including not included costs for ride join fee.

- Take ride onto the tour recommended courses with group rides and solo freerides
- There is no competition for time. Riders work together to reach the goal. Awards will not be given based on ranking
- There will be no traffic control around the venue. Please follow the local traffic rules.
- Group rides/recommended course rides are the basics. Please notify in advance for your wish on solo free rides.
- It is also possible to switch to local wheeled transportation instead of riding due to physical condition weather etc.
- The support car transports unnecessary luggage while riding a bicycle , supply support food , follow finishing.
- The support car moves at the behind of the last rider, basically.
- If you ride out of the recommended course , we do not change the stay point.
- There is no support rider leading or tailgating.
- Those who can join that possible to reach their destination on their own using a smartphone, navigation system, or location search device , or possible on a group ride those who can accompany other members with cooperation.
- If there is a significant delay from the moving of other riders in the group , we will give you instructions on how to move your bicycle to the stopover point, accommodation on the day, and the goal.
- The organizer will present recommended courses in advance , but the support car will not be providing detailed guidance to riders while moving alongside them along the way.
- Bicycles, helmets, puncture kits, bike bags, clothing, cold weather gear changes, etc , please prepare what you need and bring it with you by yourself.
- Please wear brightly colored clothing such as red, yellow, and white. Never wear dark colors such as black or navy blue. We will lend you a red jacket if necessary.
- You are responsible for your own bicycle maintenance and repairs. Please prepare your own spare tubes, maintenance tools, etc.
- Standing air pumps and tool boxes will be carried in the support car.
- Please carry a lightweight soft bicycle bag. Carry it with you while riding, so you can move around while riding.
- Depending on where we are staying, bicycle bags may also be used to store your bicycle inside the hotel. Please be sure to carry bicycle bag.

- If you wish to store your bicycle in the accommodation , please help us store it in a bicycle bag when you enter the stay and bring it into the building.
- Hard and semi-soft large cases compatible with airplane rides cannot be transported on the road by the support car.
- If you are joining with a large wheeled device with a hard case or semi-soft case that is compatible with airplane wheeling, after refilling the soft bicycle bag , check-in at the departure/arrival airport and advance transportation to the planned goal point are required.
- Please purchase your own travel insurance and bicycle insurance. Please purchase bicycle insurance with a personal liability amount of 200 million yen or more.
- Please bring your insurance card with you when participating. We check your carry-on the insurance before departure.
- In terms of event , in case injury and illness occur , the participates have no objection to receiving first aid. The organizers will not be held responsible for the method, process, etc.
- The participates in addition to the participants, relatives, heirs, executors, trustees, etc. will not make any claims for damages, etc regardless of the cause, the organizers will be exempt from responsibility in case of accidents, losses, injuries, illnesses, etc. during the event (including aftereffects)
- We eat lunch around noon at the same near restaurant in the same area as possible, depending on the progress of the tour group.
- Recommendations regarding meals, accommodation, sightseeing, and bicycle transport may change from what is stated.
- Lunch, dinner, breakfast, and bathing fees are not included in the ride join fee.
- Support food is also dependent on paid donations from past participants. When you use it, please donate to volunteers or goods.
- Toll road usage fees, sightseeing fees, and travel expenses are not included in the ride participation fee.
- Routes and expenses occurred for group transportation will be decided on-site after discussion, taking into account terrain, weather and progress.
- Transportation costs from your home to the meeting/dissolution location and use of public transportation midway are not included.
- To maintain your health and maintain hygiene , please take a bath, shower, and change of clothes before using public transportation after your ride before going back to your home.
- To avoid inclement weather or traveling in the dark after sunset, we may ask you to turn back, take a shortcut, or take a bicycle onto train move from a station along the way.
- Participants are responsible for safety, course management, bicycle maintenance, cold/heat resistant clothing, measures to prevent bicycle stolen , etc.
- If we decide that you cannot participate safely at your own risk, if you are causing a significant nuisance to other participants, or if you are unable to follow the instructions of the staff, you will be asked to leave the venue even midway through.
- Please note that the participation fee will not be refunded under any circumstances.
- Sightseeing recommendations: If you arrive early and have time, please go sightseeing on your own.
- If you have a request for sightseeing in advance, we will take time in advance and provide support, such as temporarily taking over your bicycle.
- If you consult with us in advance, we will be able to arrange and provide on-site guidance regarding recommended tours for the day before and after ride.

Accommodation, dinner and breakfast

- This is a ride tour in which the organizer decides in advance which lodgings to stay at and travels from one inn to another to sightseeing spots and famous places.
- Accommodation fees are not included in the ride participation fee. It will be included in the cost estimate as a necessary expense at the time of application.
- Recommended accommodation, dinner and breakfast will be arranged by the organizer. Subject to change.
- As much as possible , we prepare at lodging locations bicycle storage in or near the hotel, a large hot spring bath, yukata, dinner and breakfast, a sleeping room, and a power source.
- We eat dinner and breakfast generally as a group at stay , but , if you wish to eat food outside the stay, please contact us in advance.
- If you have dinner, breakfast, or bathing buying outside the building, we will not provide transportation by support car and not accompany. Please move on your own by walking or using public transportation.
- Each day, luggage will be loaded into the support car and the start will be from the meeting point at designated accommodation. Please come to the meeting point by the departure time

•The meeting departure time is basically 7:30 am every morning, but it changes depending on the breakfast service time and driving distance, and will be decided locally.

=====

Dealing BS Travel Service Co., Ltd

Japan Tourism Agency Registered Travel Agent (No. 347) Regular member of the Japan Association of Travel

Planning by

Japan Tourism Organization General Incorporated Association

Representative Director Mikihiro Soma

Kyowa-bld 2F , 3-2-7, Shimbashi, Minato-ku, Tokyo, 105-0004, Japan

Inside BS Travel Service Co., Ltd

Mobile 090-4568-1444

E-Mail soma@jtourism.jp Home-Page <http://jtourism.jp/>

=====

Japan bicycle journey with stays

2025: <https://jtourism.jp/2020/wp-content/uploads/2025/09/JTOBicycleJourneys2025E.pdf>

2026: <https://jtourism.jp/2020/wp-content/uploads/2025/09/JTOBicycleJourneys2026E.pdf>

2027: <https://jtourism.jp/2020/wp-content/uploads/2025/09/JTOBicycleJourneys2027E.pdf>

One Day Ride Around Tokyo

<https://jtourism.jp/2020/wp-content/uploads/2024/09/JapanOneDayRideAroundTokyo.pdf>